

HEALTH MONITORING REPORT (First Report, February 2009)

February 20, 2009

Tested by Charles River Laboratories Japan, Inc.

LOCATION : Atsugi Breeding Center

Items	Strain Genotype Area Test Date Test	(Rats)					
		F344/DuCrjCrj A-21 2/9	SHR/NCrjCrj A-21 2/9	WKY/NCrjCrj A-21 2/9	ZDF- <i>Lepr</i> ^{fa} /CrjCrj ?/+ A-21 2/9	Crj:CD(SD) A-22 2/9	Crj:ZUC- <i>Lepr</i> ^{fa} ?/+ A-25 2/9
Sendai Virus	○	0/5	0/5	0/5	0/5	0/20	0/10
MHV (SDAV)	○	0/5	0/5	0/5	0/5	0/20	0/10
<i>Mycoplasma pulmonis</i>	○	0/5	0/5	0/5	0/5	0/20	0/10
<i>Clostridium piliforme</i>	○	0/5	0/5	0/5	0/5	0/20	0/10
<i>Corynebacterium kutscheri</i>	◎	0/5	0/5	0/5	0/5	0/20	0/10
<i>Bordetella bronchiseptica</i>	◎	0/5	0/5	0/5	0/5	0/20	0/10
<i>Salmonella</i> spp.	◎	0/5	0/5	0/5	0/5	0/20	0/10
<i>Pasteurella pneumotropica</i>	△	0/5	0/5	0/5	0/5	0/20	0/10
<i>Syphacia</i> spp.	●	0/5	0/5	0/5	0/5	0/20	0/10
<i>Pseudomonas</i> * <i>aeruginosa</i>	△	0/5	0/5	0/5	0/5	0/20	0/10

Remarks : 1: ○ = Serology, ◎ = Serology & Bacteriology, △ = Bacteriology, ● = Parasitology

2: Tested animals were all retired breeders.

*: Non-Specific Pathogen

Charles River Laboratories Japan, Inc.

日本チャールス・リバー株式会社
代表取締役社長 西尾悦雄

Eiichi Morimura
Eiichi Morimura, D.V.M.
Quality Assurance Director

HEALTH MONITORING REPORT (First Report, February 2009)

February 20, 2009

Tested by Charles River Laboratories Japan, Inc.

LOCATION : Atsugi Breeding Center

Items	Strain Area Test Date Test	(Mice)			
		SJL/JOcr1Cr1Cr1j A-11 2/4	NC/NgaTndCr1j A-11 2/4	CBA/JNcr1j A-11 2/4	Cr1j:CD1(ICR) A-11 2/4
Sendai Virus	○	0/5	0/5	0/5	0/5
MHV	○	0/5	0/5	0/5	0/5
<i>Mycoplasma pulmonis</i>	○	0/5	0/5	0/5	0/5
<i>Clostridium piliforme</i>	○	0/5	0/5	0/5	0/5
<i>Corynebacterium kutscheri</i>	◎	0/5	0/5	0/5	0/5
<i>Bordetella bronchiseptica</i>	◎	0/5	0/5	0/5	0/5
<i>Salmonella</i> spp.	◎	0/5	0/5	0/5	0/5
<i>Pasteurella pneumotropica</i>	△	0/5	0/5	0/5	0/5
<i>Citrobacter rodentium</i>	△	0/5	0/5	0/5	0/5
<i>Syphacia</i> spp.	●	0/5	0/5	0/5	0/5
<i>Pseudomonas* aeruginosa</i>	△	0/5	0/5	0/5	0/5


Remarks : 1 : ○ = Serology, ◎ = Serology & Bacteriology, △ = Bacteriology, ● = Parasitology

2 : Tested animals were all retired breeders.

* : Non-Specific Pathogen

Charles River Laboratories Japan, Inc.

日本チャールス・リバー株式会社
代表取締役社長 西尾悦雄


Eiichi Morimura, D.V.M.
Quality Assurance Director

HEALTH MONITORING REPORT (First Report, February 2009)

February 20, 2009

Tested by Charles River Laboratories Japan, Inc.

LOCATION : Atsugi Breeding Center

Items	Strain Area Test Date Test	(Mice)			
		C57BL/6NCrCrIj	DBA/2NCrCrIj	BALB/cAnNCrCrIj	DBA/2NCrCrIj
		A-13 2/4	A-13 2/4	A-23 2/4	A-23 2/4
Sendai Virus	○	0/5	0/5	0/5	0/5
MHV	○	0/5	0/5	0/5	0/5
<i>Mycoplasma pulmonis</i>	○	0/5	0/5	0/5	0/5
<i>Clostridium piliforme</i>	○	0/5	0/5	0/5	0/5
<i>Corynebacterium kutscheri</i>	◎	0/5	0/5	0/5	0/5
<i>Bordetella bronchiseptica</i>	◎	0/5	0/5	0/5	0/5
<i>Salmonella</i> spp.	◎	0/5	0/5	0/5	0/5
<i>Pasteurella pneumotropica</i>	△	0/5	0/5	0/5	0/5
<i>Citrobacter rodentium</i>	△	0/5	0/5	0/5	0/5
<i>Syphacia</i> spp.	●	0/5	0/5	0/5	0/5
<i>Pseudomonas* aeruginosa</i>	△	0/5	0/5	0/5	0/5

Remarks : 1: ○ = Serology, ◎ = Serology & Bacteriology, △ = Bacteriology, ● = Parasitology


2: Tested animals were all retired breeders.

3: B6D2F1/CrIj mice were judged by the results of C57BL/6NCrCrIj mice and DBA/2NCrCrIj mice.

4: CD2F1/CrIj mice were judged by the results of BALB/cAnNCrCrIj mice and DBA/2NCrCrIj mice.

*: Non-Specific Pathogen

Charles River Laboratories Japan, Inc.

日本チャールス・リバー株式会社
代表取締役社長 西尾悦雄

 Eiichi Morimura, D.V.M.
 Quality Assurance Director

HEALTH MONITORING REPORT (First Report, February 2009)

February 20, 2009

Tested by Charles River Laboratories Japan, Inc.

LOCATION : Atsugi Breeding Center


Items	Strain Genotype Area Test Date Test	(Immunodeficient Mice)					
		CAnN.Cg-Foxn1 tm /CrlCrlj		Crlj:CD1-Foxn1 tm		CAnN.Cg-Foxn1 tm /CrlCrlj	
		nu/nu	nu/+	nu/nu	nu/+	nu/nu	nu/+
		A-12	A-12	A-12	A-12	A-24	A-24
		2/2	2/2	2/2	2/2	2/2	2/2
Sendai Virus	○	NT ²	0/5	NT	0/5	NT	0/10
MHV	○	NT	0/5	NT	0/5	NT	0/10
<i>Mycoplasma pulmonis</i>	○	NT	0/5	NT	0/5	NT	0/10
<i>Clostridium piliforme</i>	○	NT	0/5	NT	0/5	NT	0/10
<i>Corynebacterium kutscheri</i>	◎	0/5	0/5	0/5	0/5	0/10	0/10
<i>Bordetella bronchiseptica</i>	◎	0/5	0/5	0/5	0/5	0/10	0/10
<i>Salmonella</i> spp.	◎	0/5	0/5	0/5	0/5	0/10	0/10
<i>Pasteurella pneumotropica</i>	△	0/5	0/5	0/5	0/5	0/10	0/10
<i>Staphylococcus aureus</i>	△	0/5	0/5	0/5	0/5	0/10	0/10
<i>Citrobacter rodentium</i>	△	0/5	0/5	0/5	0/5	0/10	0/10
<i>Pseudomonas aeruginosa</i>	△	0/5	0/5	0/5	0/5	0/10	0/10
<i>Syphacia</i> spp.	●	0/5	0/5	0/5	0/5	0/10	0/10

Remarks: 1: ○ = Serology, ◎ = Serology & Bacteriology, △ = Bacteriology, ● = Parasitology

2: Tested animals were all retired breeders.

²: Not tested

Charles River Laboratories Japan, Inc.

日本チャールス・リバー株式会社
代表取締役社長 西尾悦雄

Eiichi Morimura, D.V.M.
Quality Assurance Director

HEALTH MONITORING REPORT (First Report, February 2009)

February 20, 2009

Tested by Charles River Laboratories Japan, Inc.

LOCATION : Hino Breeding Center

Items	Strain Area Test Date Test	(Mice)				
		Crlj:CD1(ICR)	C57BL/6NCrCrIj	C3H/HeNCrCrIj	BALB/cAnNCrCrIj	DBA/1JNCrIj
		H-12 2/10	H-12 2/10	H-12 2/10	H-23 2/10	H-23 2/10
Sendai Virus	○	0/5	0/5	0/5	0/10	0/5
MHV	○	0/5	0/5	0/5	0/10	0/5
<i>Mycoplasma pulmonis</i>	○	0/5	0/5	0/5	0/10	0/5
<i>Clostridium piliforme</i>	○	0/5	0/5	0/5	0/10	0/5
<i>Corynebacterium kutscheri</i>	◎	0/5	0/5	0/5	0/10	0/5
<i>Bordetella bronchiseptica</i>	◎	0/5	0/5	0/5	0/10	0/5
<i>Salmonella</i> spp.	◎	0/5	0/5	0/5	0/10	0/5
<i>Pasteurella pneumotropica</i>	△	0/5	0/5	0/5	0/10	0/5
<i>Citrobacter rodentium</i>	△	0/5	0/5	0/5	0/10	0/5
<i>Syphacia</i> spp.	●	0/5	0/5	0/5	0/10	0/5
<i>Pseudomonas* aeruginosa</i>	△	0/5	0/5	0/5	0/10	0/5


Remarks : 1 : ○ = Serology, ◎ = Serology & Bacteriology, △ = Bacteriology, ● = Parasitology

2 : Tested animals were all retired breeders.

3 : B6C3F1/CrIj mice were judged by the results of C57BL/6NCrCrIj mice and C3H/HeNCrCrIj mice.

* : Non-Specific Pathogen

Charles River Laboratories Japan, Inc.

日本チャールス・リバー株式会社
代表取締役社長 西尾悦雄

 Eiichi Morimura, D.V.M.
 Quality Assurance Director

HEALTH MONITORING REPORT (First Report, February 2009)

February 20, 2009

Tested by Charles River Laboratories Japan, Inc.

LOCATION : Hino Breeding Center

Items	Strain Area Test Date Test	(Rats)					
		Crl:CD(SD)	Crl:WI(Han)	Crl:CD(SD)	Crl:CD(SD) ^{*1}	LEW/CrlCrlj	BN/CrlCrlj
		H-11 2/10	H-11 2/10	H-21 2/10	H-22 2/10	H-13 2/10	H-13 2/10
Sendai Virus	○	0/10	0/5	0/15	0/15	0/10	0/5
MHV (SDAV)	○	0/10	0/5	0/15	0/15	0/10	0/5
<i>Mycoplasma pulmonis</i>	○	0/10	0/5	0/15	0/15	0/10	0/5
<i>Clostridium piliforme</i>	○	0/10	0/5	0/15	0/15	0/10	0/5
<i>Corynebacterium kutscheri</i>	◎	0/10	0/5	0/15	0/15	0/10	0/5
<i>Bordetella bronchiseptica</i>	◎	0/10	0/5	0/15	0/15	0/10	0/5
<i>Salmonella</i> spp.	◎	0/10	0/5	0/15	0/15	0/10	0/5
<i>Pasteurella pneumotropica</i>	△	0/10	0/5	0/15	0/15	0/10	0/5
<i>Syphacia</i> spp.	●	0/10	0/5	0/15	0/15	0/10	0/5
<i>Pseudomonas aeruginosa</i> *	△	0/10	0/5	0/15	0/15	0/10	0/5

Remarks : 1 : ○ = Serology, ◎ = Serology & Bacteriology, △ = Bacteriology, ● = Parasitology


2 : Tested animals-no mark : Retired breeders

*1 : 8~10 weeks old

* : Non-Specific Pathogen

Charles River Laboratories Japan, Inc.

日本チャールス・リバー株式会社
代表取締役社長 西尾悦雄


Eiichi Morimura, D.V.M.
Quality Assurance Director

HEALTH MONITORING REPORT (First Report, February 2009)

February 20, 2009

Tested by Charles River Laboratories Japan, Inc.

LOCATION : Tsukuba Breeding Center

Items	Strain Area Test Date Test	(Rats)		
		CrI:CD(SD)	CrIj:W1	LEW/CrICrIj
		T-21 2/3	T-11 2/3	T-11 2/3
Sendai Virus	○	0/15	0/10	0/5
MHV (SDAV)	○	0/15	0/10	0/5
<i>Mycoplasma pulmonis</i>	○	0/15	0/10	0/5
<i>Clostridium piliforme</i>	○	0/15	0/10	0/5
<i>Corynebacterium kutscheri</i>	◎	0/15	0/10	0/5
<i>Bordetella bronchiseptica</i>	◎	0/15	0/10	0/5
<i>Salmonella</i> spp.	◎	0/15	0/10	0/5
<i>Pasteurella pneumotropica</i>	△	0/15	0/10	0/5
<i>Syphacia</i> spp.	●	0/15	0/10	0/5
<i>Pseudomonas aeruginosa</i> *	△	0/15	0/10	0/5


Remarks : 1 : ○ = Serology, ◎ = Serology & Bacteriology, △ = Bacteriology, ● = Parasitology

2 : Tested animals were all retired breeders.

* : Non-Specific Pathogen

Charles River Laboratories Japan, Inc.

日本チャールス・リバー株式会社
代表取締役社長 西尾悦雄


Eiichi Morimura, D.V.M.

Quality Assurance Director

HEALTH MONITORING REPORT (First Report, February 2009)

February 20, 2009

Tested by Charles River Laboratories Japan, Inc.

LOCATION : Tsukuba Breeding Center


Items	Strain Genotype Area Test Date Test	(Mice)		
		JAX [®] Mice Strain C57BL/6J T-12 2/3	JAX [®] Mice Strain B6.V- <i>Lep^{ob}</i> /J ?/+ T-22 2/3	JAX [®] Mice Strain BKS.Cg- <i>m</i> +/+ <i>Lepr^{db}</i> /J +/db T-22 2/3
Sendai Virus	○	0/15	0/5	0/5
MHV	○	0/15	0/5	0/5
<i>Mycoplasma pulmonis</i>	○	0/15	0/5	0/5
<i>Clostridium piliforme</i>	○	0/15	0/5	0/5
<i>Corynebacterium kutscheri</i>	◎	0/15	0/5	0/5
<i>Bordetella bronchiseptica</i>	◎	0/15	0/5	0/5
<i>Salmonella</i> spp.	◎	0/15	0/5	0/5
<i>Pasteurella pneumotropica</i>	△	0/15	0/5	0/5
<i>Citrobacter rodentium</i>	△	0/15	0/5	0/5
<i>Syphacia</i> spp.	●	0/15	0/5	0/5
<i>Pseudomonas* aeruginosa</i>	△	0/15	0/5	0/5

Remarks : 1 : ○ = Serology, ◎ = Serology & Bacteriology, △ = Bacteriology, ● = Parasitology

2 : Tested animals were all retired breeders.

* : Non-Specific Pathogen

Charles River Laboratories Japan, Inc.

Note: JAX[®] is a registered trademark of The Jackson Laboratory. All rights reserved.Only JAX[®] Mice strains bred by Charles River Laboratories in Europe and Japan are equivalent in genetic quality to those bred by The Jackson Laboratory.JAX[®] Mice bred by Charles River Japan are derived from pedigreed foundation stock from The Jackson Laboratoryand maintained in accordance with JAX[®] Mice Genetic Quality Program.日本チャールス・リバー株式会社
代表取締役社長 西尾悦雄

Eiichi Morimura, D.V.M.
Quality Assurance Director

HEALTH MONITORING REPORT (First Report, February 2009)

February 20, 2009

Tested by Charles River Laboratories Japan, Inc.

LOCATION : Tsukuba Breeding Center

Items	Strain Genotype Area Test Date Test	(Immunodeficient Mice)	
		CAnN.Cg-Foxn1 tm /CriCrj nu/nu T-23 2/3	nu/+ T-23 2/3
Sendai Virus	○	NT ²	0/10
MHV	○	NT	0/10
<i>Mycoplasma pulmonis</i>	○	NT	0/10
<i>Clostridium piliforme</i>	○	NT	0/10
<i>Corynebacterium kutscheri</i>	◎	0/10	0/10
<i>Bordetella bronchiseptica</i>	◎	0/10	0/10
<i>Salmonella</i> spp.	◎	0/10	0/10
<i>Pasteurella pneumotropica</i>	△	0/10	0/10
<i>Staphylococcus aureus</i>	△	0/10	0/10
<i>Citrobacter rodentium</i>	△	0/10	0/10
<i>Pseudomonas aeruginosa</i>	△	0/10	0/10
<i>Syphacia</i> spp.	●	0/10	0/10


Remarks : 1 : ○ = Serology, ◎ = Serology & Bacteriology, △ = Bacteriology, ● = Parasitology

2 : Tested animals were all retired breeders.

*2 : Not tested

Charles River Laboratories Japan, Inc.

日本チャールズ・リバー株式会社
代表取締役社長 西尾悦雄


Eiichi Morimura, D.V.M.
Quality Assurance Director



LABORATORY REPORT
SEROLOGY


REPORT DATE : February 20, 2009
LOCATION : Atsugi Breeding Center

SPECIES : Mice

ITEMS	AREA 11	AREA 13	AREA 23
SEND	0/10	0/10	0/10
PVM	0/10	0/10	0/10
MHV	0/10	0/10	0/10
MVM	0/10	0/10	0/10
TMEV(GD-VII)	0/10	0/10	0/10
REO	0/10	0/10	0/10
MPUL	0/10	0/10	0/10
MPV	0/10	0/10	0/10
EDIM	0/10	0/10	0/10

STRAIN	SJL/JOcrCrj NC/NgaTndCrj CBA/JNcrj STR/OrtCrj Crj:CD1(ICR)	C57BL/6NcrCrj DBA/2NcrCrj B6D2F1/Crj	BALB/cAnNcrCrj DBA/2NcrCrj CD2F1/Crj
--------	--	--	--

SAMPLING DATE : January 5,6,7,13,14,19,20,26,27 & 28, 2009
APPROVAL DATE : February 12, 2009
Tested by Charles River Diagnostics in U.S.A.


Eiichi Morimura, D.V.M.
Quality Assurance Director
Charles River Laboratories Japan, Inc.

LABORATORY REPORT
SEROLOGY

REPORT DATE : February 20, 2009
LOCATION : Atsugi Breeding Center


SPECIES : Immunodeficient Mice

ITEMS	AREA 12	AREA 24	AREA 80
SEND	0/10	0/10	0/5
PVM	0/10	0/10	0/5
MHV	0/10	0/10	0/5
MVM	0/10	0/10	0/5
TMEV(GD-VII)	0/10	0/10	0/5
REO	0/10	0/10	0/5
MPUL	0/10	0/10	0/5
MPV	0/10	0/10	0/5
EDIM	0/10	0/10	0/5

STRAIN	CAnN.Cg- <i>Foxn1</i> ^{nu} /CrIcrlj CrIj:CD1- <i>Foxn1</i> ^{nu}	CAnN.Cg- <i>Foxn1</i> ^{nu} /CrIcrlj	CB17/Icr- <i>Prkdc</i> ^{scid} /CrIcrlj C57BL/6NCrIcrlj*
--------	--	--	---

* : C57BL/6NCrIcrlj mice were tested as sentinels for CB17/Icr-*Prkdc*^{scid}/CrIcrlj mice.

SAMPLING DATE : January 5,6,7,13,14,19,20,26,27 & 28, 2009
APPROVAL DATE : February 12, 2009
Tested by Charles River Diagnostics in U.S.A.



Eiichi Morimura, D.V.M.
Quality Assurance Director
Charles River Laboratories Japan, Inc.

LABORATORY REPORT
SEROLOGY

3/8


REPORT DATE : February 20, 2009
LOCATION : Atsugi Breeding Center

SPECIES : Rats

ITEMS	AREA 21	AREA 22	AREA 25
SEND	0/10	0/10	0/10
PVM	0/10	0/10	0/10
SDAV	0/10	0/10	0/10
KRV	0/10	0/10	0/10
H-1	0/10	0/10	0/10
REO	0/10	0/10	0/10
MPUL	0/10	0/10	0/10
RPV	0/10	0/10	0/10
RMV	0/10	0/10	0/10

STRAIN			
	F344/DuCrjCrj	Crj:CD(SD)	Crj:ZUC- <i>Lepr</i> ^{fa}
	SHR/NCrjCrj		Crj:DON
	WKY/NCrjCrj		
	ZDF- <i>Lepr</i> ^{fa} /CrjCrj		

SAMPLING DATE : January 5,6,7,13,14,19,20,26,27 & 28, 2009
APPROVAL DATE : February 12, 2009
Tested by Charles River Diagnostics in U.S.A.



Eiichi Morimura, D.V.M.
Quality Assurance Director
Charles River Laboratories Japan, Inc.



LABORATORY REPORT
SEROLOGY


REPORT DATE : February 20, 2009
LOCATION : Hino Breeding Center

SPECIES : Mice

ITEMS	AREA 12	AREA 23
SEND	0/10	0/10
PVM	0/10	0/10
MHV	0/10	0/10
MVM	0/10	0/10
TMEV(GD-VII)	0/10	0/10
REO	0/10	0/10
MPUL	0/10	0/10
MPV	0/10	0/10
EDIM	0/10	0/10

STRAIN	Crj:CD1(ICR) C57BL/6NCrjCrj C3H/HeNCrjCrj B6C3F1/Crj	BALB/cAnNCrjCrj DBA/1JNCrj
--------	---	-------------------------------

SAMPLING DATE : January 5,6,7,13,14,19,20,26,27 & 28, 2009
APPROVAL DATE : February 12, 2009
Tested by Charles River Diagnostics in U.S.A.


Eiichi Morimura, D.V.M.
Quality Assurance Director
Charles River Laboratories Japan, Inc.

LABORATORY REPORT
SEROLOGY

5/8


REPORT DATE : February 20, 2009
LOCATION : Hino Breeding Center

SPECIES : Rats

ITEMS	AREA 11	AREA 13	AREA 21	AREA 22
SEND	0/10	0/10	0/10	0/10
PVM	0/10	0/10	0/10	0/10
SDAV	0/10	0/10	0/10	0/10
KRV	0/10	0/10	0/10	0/10
H-1	0/10	0/10	0/10	0/10
REO	0/10	0/10	0/10	0/10
MPUL	0/10	0/10	0/10	0/10
RPV	0/10	0/10	0/10	0/10
RMV	0/10	0/10	0/10	0/10

STRAIN	CrI:CD(SD)	LEW/CrICrlj BN/CrICrlj	CrI:CD(SD)	CrI:CD(SD)
--------	------------	---------------------------	------------	------------

SAMPLING DATE : January 5,6,7,13,14,19,20,26,27 & 28, 2009
APPROVAL DATE : February 12, 2009
Tested by Charles River Diagnostics in U.S.A.



Eiichi Morimura, D.V.M.
Quality Assurance Director
Charles River Laboratories Japan, Inc.

LABORATORY REPORT
SEROLOGY

6/8

REPORT DATE : February 20, 2009
LOCATION : Tsukuba Breeding Center

SPECIES : Mice

ITEMS	AREA 12	AREA 22
SEND	0/10	0/10
PVM	0/10	0/10
MHV	0/10	0/10
MVM	0/10	0/10
TMEV(GD-VII)	0/10	0/10
REO	0/10	0/10
MPUL	0/10	0/10
MPV	0/10	0/10
EDIM	0/10	0/10

STRAIN	JAX [®] Mice Strain	JAX [®] Mice Strain
	C57BL/6J	B6.V- <i>Lep</i> ^{ob} /J
		BKS.Cg- <i>m</i> +/+ <i>Lepr</i> ^{db} /J

Note: JAX[®] is a registered trademark of The Jackson Laboratory. All rights reserved.


Only JAX[®] Mice strains bred by Charles River Laboratories in Europe and Japan are equivalent in genetic quality to those bred by The Jackson Laboratory.

JAX[®] Mice bred by Charles River Japan are derived from pedigreed foundation stock from The Jackson Laboratory and maintained in accordance with JAX[®] Mice Genetic Quality Program.

SAMPLING DATE : January 5,6,7,13,14,19,20,26,27 & 28, 2009

APPROVAL DATE : February 12, 2009

Tested by Charles River Diagnostics in U.S.A.



Eiichi Morimura, D.V.M.
Quality Assurance Director
Charles River Laboratories Japan, Inc.



LABORATORY REPORT
SEROLOGY

REPORT DATE : February 20, 2009
LOCATION : Tsukuba Breeding Center


SPECIES : Immunodeficient Mice

ITEMS	AREA 23
SEND	0/10
PVM	0/10
MHV	0/10
MVM	0/10
TMEV(GD-VII)	0/10
REO	0/10
MPUL	0/10
MPV	0/10
EDIM	0/10

STRAIN

CAnN.Cg-Foxn1tm/CrjCrj

SAMPLING DATE : January 5,6,7,13,14,19,20,26,27 & 28, 2009
APPROVAL DATE : February 12, 2009
Tested by Charles River Diagnostics in U.S.A.


Eiichi Morimura, D.V.M.
Quality Assurance Director
Charles River Laboratories Japan, Inc.

LABORATORY REPORT
SEROLOGY


REPORT DATE : February 20, 2009
LOCATION : Tsukuba Breeding Center

SPECIES : Rats

ITEMS	AREA 11	AREA 21
SEND	0/10	0/10
PVM	0/10	0/10
SDAV	0/10	0/10
KRV	0/10	0/10
H-1	0/10	0/10
REO	0/10	0/10
MPUL	0/10	0/10
RPV	0/10	0/10
RMV	0/10	0/10

STRAIN	Crj:WI LEW/CrjCrj	Crj:CD(SD)
--------	----------------------	------------

SAMPLING DATE : January 5,6,7,13,14,19,20,26,27 & 28, 2009
APPROVAL DATE : February 12, 2009
Tested by Charles River Diagnostics in U.S.A.



Eiichi Morimura, D.V.M.
Quality Assurance Director
Charles River Laboratories Japan, Inc.

SPECIES : Isolator-Maintained Immunodeficient Mice

ITEMS

SEND	0/7
PVM	0/7
MHV	0/7
MVM	0/7
TMEV(GD-VII)	0/7
REO	0/7
MPUL	0/7
MPV	0/7
EDIM	0/7

STRAIN

JAX[®] Mice Strain NOD.CB17-Prkdc^{scid}/J
C57BL/6NCrICrlj *

Note: JAX[®] is a registered trademark of The Jackson Laboratory. All rights reserved.

Only JAX[®] Mice strains bred by Charles River Laboratories in Europe and Japan are equivalent in genetic quality to those bred by The Jackson Laboratory.

JAX[®] Mice bred by Charles River Japan are derived from pedigreed foundation stock from The Jackson Laboratory


and maintained in accordance with JAX[®] Mice Genetic Quality Program.

* : C57BL/6NCrICrlj mice were tested as sentinels for JAX[®] Mice Strain NOD.CB17-Prkdc^{scid}/J mice.

SAMPLING DATE : January 21, 2009

APPROVAL DATE : February 12, 2009

Tested by Charles River Diagnostics in U.S.A.


Eiichi Morimura, D.V.M.
Quality Assurance Director
Charles River Laboratories Japan, Inc.

SPECIES : Isolator-Maintained Immunodeficient Mice

ITEMS


SEND	0/5
PVM	0/5
MHV	0/5
MVM	0/5
TMEV(GD-VII)	0/5
REO	0/5
MPUL	0/5
MPV	0/5
EDIM	0/5

STRAIN

CB17/Icr-Prkdc^{scid}/CrIcrlj
C57BL/6NCrIcrlj *

* : C57BL/6NCrIcrlj mice were tested as sentinels for CB17/Icr-Prkdc^{scid}/CrIcrlj mice.

SAMPLING DATE : January 21, 2009
APPROVAL DATE : February 12, 2009
Tested by Charles River Diagnostics in U.S.A.


Eiichi Morimura, D.V.M.
Quality Assurance Director
Charles River Laboratories Japan, Inc.



LABORATORY REPORT

REPORT DATE : February 20, 2009
LOCATION : Yokohama Breeding Center

SPECIES : Isolator-Maintained Immunodeficient Mice

JAX[®] Mice Strain
NOD.CB17-Prkdc^{scid}/J scid/scid

ITEMS

P. carinii

0/7

Note: JAX[®] is a registered trademark of The Jackson Laboratory. All rights reserved.

Only JAX[®] Mice strains bred by Charles River Laboratories in Europe and Japan are equivalent in genetic quality to those bred by The Jackson Laboratory.

JAX[®] Mice bred by Charles River Japan are derived from pedigreed foundation stock from The Jackson Laboratory and maintained in accordance with JAX[®] Mice Genetic Quality Program.

SAMPLING DATE : January 21, 2009
APPROVAL DATE : February 18, 2009
Tested by Charles River Diagnostics in U.S.A.

Eiichi Morimura, D.V.M.
Quality Assurance Director
Charles River Laboratories Japan, Inc.



LABORATORY REPORT

REPORT DATE : February 20, 2009
LOCATION : Yokohama Breeding Center

SPECIES : Isolator-Maintained Immunodeficient Mice


CB17/Icr-Prkdc^{scid}/Crj scid/scid

ITEMS

P. carinii

0/5

SAMPLING DATE : January 21, 2009
APPROVAL DATE : February 18, 2009
Tested by Charles River Diagnostics in U.S.A.


Eiichi Morimura, D.V.M.
Quality Assurance Director
Charles River Laboratories Japan, Inc.