

## HEALTH MONITORING REPORT (Second Report, February 2009)

March 6, 2009

Tested by Charles River Laboratories Japan, Inc.

LOCATION : Atsugi Breeding Center

Items	Strain Genotype Area Test Date Test	(Rats)					
		F344/DuCrjCrj	SHR/NCrjCrj	WKY/NCrjCrj	ZDF- <i>Lepr</i> <sup>fa</sup> /CrjCrj	Crj:CD(SD)	Crj:ZUC- <i>Lepr</i> <sup>fa</sup>
		A-21 2/24	A-21 2/24	A-21 2/24	?/+ A-21 2/24	A-22 2/24	?/+ A-25 2/24
Sendai Virus	○	0/5	0/5	0/5	0/5	0/20	0/10
MHV (SDAV)	○	0/5	0/5	0/5	0/5	0/20	0/10
<i>Mycoplasma pulmonis</i>	○	0/5	0/5	0/5	0/5	0/20	0/10
<i>Clostridium piliforme</i>	○	0/5	0/5	0/5	0/5	0/20	0/10
<i>Corynebacterium kutscheri</i>	◎	0/5	0/5	0/5	0/5	0/20	0/10
<i>Bordetella bronchiseptica</i>	◎	0/5	0/5	0/5	0/5	0/20	0/10
<i>Salmonella</i> spp.	◎	0/5	0/5	0/5	0/5	0/20	0/10
<i>Pasteurella pneumotropica</i>	△	0/5	0/5	0/5	0/5	0/20	0/10
<i>Syphacia</i> spp.	●	0/5	0/5	0/5	0/5	0/20	0/10
<i>Pseudomonas* aeruginosa</i>	△	0/5	0/5	0/5	0/5	0/20	0/10

Remarks : 1 : ○ = Serology, ◎ = Serology &amp; Bacteriology, △ = Bacteriology, ● = Parasitology

2 : Tested animals were all 8~10 weeks old.

\* : Non-Specific Pathogen

Charles River Laboratories Japan, Inc.

日本チャールズ  
代表取締役社長 尾花 誠

Eiichi Morimura, D.V.M.  
Quality Assurance Director

## HEALTH MONITORING REPORT (Second Report, February 2009)

March 6, 2009

Tested by Charles River Laboratories Japan, Inc.

LOCATION : Atsugi Breeding Center

Items	Strain Area Test Date Test	(Mice)			
		SJL/JOrICrICrIj	NC/NgaTndCrIj	CBA/JNCrIj	CrIj:CD1(ICR)
		A-11 2/23	A-11 2/23	A-11 2/23	A-11 2/23
Sendai Virus	○	0/5	0/5	0/5	0/5
MHV	○	0/5	0/5	0/5	0/5
<i>Mycoplasma pulmonis</i>	○	0/5	0/5	0/5	0/5
<i>Clostridium piliforme</i>	○	0/5	0/5	0/5	0/5
<i>Corynebacterium kutscheri</i>	◎	0/5	0/5	0/5	0/5
<i>Bordetella bronchiseptica</i>	◎	0/5	0/5	0/5	0/5
<i>Salmonella</i> spp.	◎	0/5	0/5	0/5	0/5
<i>Pasteurella pneumotropica</i>	△	0/5	0/5	0/5	0/5
<i>Citrobacter rodentium</i>	△	0/5	0/5	0/5	0/5
<i>Syphacia</i> spp.	●	0/5	0/5	0/5	0/5
<i>Pseudomonas* aeruginosa</i>	△	0/5	0/5	0/5	0/5


Remarks : 1: ○ = Serology, ◎ = Serology &amp; Bacteriology, △ = Bacteriology, ● = Parasitology

2: Tested animals were all 8~10 weeks old.

\*: Non-Specific Pathogen

Charles River Laboratories Japan, Inc.

日本チャールズリバー株式会社  
代表取締役社長 西尾悦雄



*Eiichi Morimura*  
Eiichi Morimura, D.V.M.  
Quality Assurance Director

## HEALTH MONITORING REPORT (Second Report, February 2009)

March 6, 2009

Tested by Charles River Laboratories Japan, Inc.

LOCATION : Atsugi Breeding Center

Items	Strain Area Test Date Test	(Mice)			
		C57BL/6NCrCrIj A-13 2/23	DBA/2NCrCrIj A-13 2/23	BALB/cAnNCrCrIj A-23 2/23	DBA/2NCrCrIj A-23 2/23
Sendai Virus	○	0/5	0/5	0/5	0/5
MHV	○	0/5	0/5	0/5	0/5
<i>Mycoplasma pulmonis</i>	○	0/5	0/5	0/5	0/5
<i>Clostridium piliforme</i>	○	0/5	0/5	0/5	0/5
<i>Corynebacterium kutscheri</i>	◎	0/5	0/5	0/5	0/5
<i>Bordetella bronchiseptica</i>	◎	0/5	0/5	0/5	0/5
<i>Salmonella</i> spp.	◎	0/5	0/5	0/5	0/5
<i>Pasteurella pneumotropica</i>	△	0/5	0/5	0/5	0/5
<i>Citrobacter rodentium</i>	△	0/5	0/5	0/5	0/5
<i>Syphacia</i> spp.	●	0/5	0/5	0/5	0/5
<i>Pseudomonas* aeruginosa</i>	△	0/5	0/5	0/5	0/5

Remarks : 1 : ○ = Serology, ◎ = Serology &amp; Bacteriology, △ = Bacteriology, ● = Parasitology

2 : Tested animals were all 8~10 weeks old.

3 : B6D2F1/CrIj mice were judged by the results of C57BL/6NCrCrIj mice and DBA/2NCrCrIj mice.

4 : CD2F1/CrIj mice were judged by the results of BALB/cAnNCrCrIj mice and DBA/2NCrCrIj mice.

\* : Non-Specific Pathogen

Charles River Laboratories Japan, Inc.



*Eiichi Morimura*  
Eiichi Morimura, D.V.M.  
Quality Assurance Director

## HEALTH MONITORING REPORT (Second Report, February 2009)

March 6, 2009

Tested by Charles River Laboratories Japan, Inc.

LOCATION : Atsugi Breeding Center


Items	Strain Genotype Area Test Date Test	(Immunodeficient Mice)					
		CAnN.Cg-Foxn1 <sup>nu/nu</sup> /CrlCrlj		Crlj:CD1-Foxn1 <sup>nu/nu</sup>		CAnN.Cg-Foxn1 <sup>nu/nu</sup> /CrlCrlj	
		nu/nu	nu/+	nu/nu	nu/+	nu/nu	nu/+
		A-12 2/16	A-12 2/16	A-12 2/16	A-12 2/16	A-24 2/16	A-24 2/16
Sendai Virus	○	NT <sup>*2</sup>	0/5	NT	0/5	NT	0/10
MHV	○	NT	0/5	NT	0/5	NT	0/10
<i>Mycoplasma pulmonis</i>	○	NT	0/5	NT	0/5	NT	0/10
<i>Clostridium piliforme</i>	○	NT	0/5	NT	0/5	NT	0/10
<i>Corynebacterium kutscheri</i>	◎	0/5	0/5	0/5	0/5	0/10	0/10
<i>Bordetella bronchiseptica</i>	◎	0/5	0/5	0/5	0/5	0/10	0/10
<i>Salmonella</i> spp.	◎	0/5	0/5	0/5	0/5	0/10	0/10
<i>Pasteurella pneumotropica</i>	△	0/5	0/5	0/5	0/5	0/10	0/10
<i>Staphylococcus aureus</i>	△	0/5	0/5	0/5	0/5	0/10	0/10
<i>Citrobacter rodentium</i>	△	0/5	0/5	0/5	0/5	0/10	0/10
<i>Pseudomonas aeruginosa</i>	△	0/5	0/5	0/5	0/5	0/10	0/10
<i>Syphacia</i> spp.	●	0/5	0/5	0/5	0/5	0/10	0/10

Remarks : 1 : ○ = Serology, ◎ = Serology &amp; Bacteriology, △ = Bacteriology, ● = Parasitology

2 : Tested animals were all 8~10 weeks old.

\*2 : Not tested

Charles River Laboratories Japan, Inc.

日本チャールズ  
代表取締役社長

Eiichi Morimura, D.V.M.  
Quality Assurance Director

## HEALTH MONITORING REPORT (Second Report, February 2009)

March 6, 2009

Tested by Charles River Laboratories Japan, Inc.

LOCATION : Hino Breeding Center

Items	Strain Area Test Date Test	(Mice)				
		Crlj:CD1(ICR)	C57BL/6NCrIcrlj	C3H/HeNCrIcrlj	BALB/cAnNCrIcrlj	DBA/1JNCrIcrlj
		H-12 2/25	H-12 2/25	H-12 2/25	H-23 2/25	H-23 2/25
Sendai Virus	○	0/5	0/5	0/5	0/10	0/5
MHV	○	0/5	0/5	0/5	0/10	0/5
<i>Mycoplasma pulmonis</i>	○	0/5	0/5	0/5	0/10	0/5
<i>Clostridium piliforme</i>	○	0/5	0/5	0/5	0/10	0/5
<i>Corynebacterium kutscheri</i>	◎	0/5	0/5	0/5	0/10	0/5
<i>Bordetella bronchiseptica</i>	◎	0/5	0/5	0/5	0/10	0/5
<i>Salmonella</i> spp.	◎	0/5	0/5	0/5	0/10	0/5
<i>Pasteurella pneumotropica</i>	△	0/5	0/5	0/5	0/10	0/5
<i>Citrobacter rodentium</i>	△	0/5	0/5	0/5	0/10	0/5
<i>Syphacia</i> spp.	●	0/5	0/5	0/5	0/10	0/5
<i>Pseudomonas* aeruginosa</i>	△	0/5	0/5	0/5	0/10	0/5

Remarks : 1 : ○ = Serology, ◎ = Serology & Bacteriology, △ = Bacteriology, ● = Parasitology


2 : Tested animals were all 8~10 weeks old.

3 : B6C3F1/Crlj mice were judged by the results of C57BL/6NCrIcrlj mice and C3H/HeNCrIcrlj mice.

\* : Non-Specific Pathogen

Charles River Laboratories Japan, Inc.

日本チャールズリバー  
代表取締役 尾悦 雄



*Eiichi Morimura*  
Eiichi Morimura, D.V.M.  
Quality Assurance Director

## HEALTH MONITORING REPORT (Second Report, February 2009)

March 6, 2009

Tested by Charles River Laboratories Japan, Inc.

LOCATION : Hino Breeding Center


Items	Strain Area Test Date Test	(Rats)					
		CrI:CD(SD)	CrI:WI(Han)	LEW/CrICrIj	BN/CrICrIj	CrI:CD(SD)	CrI:CD(SD)
		H-11 2/25	H-11 2/25	H-13 2/25	H-13 2/25	H-21 2/25	H-22 2/25
Sendai Virus	○	0/10	0/5	0/10	0/5	0/15	0/15
MHV (SDAV)	○	0/10	0/5	0/10	0/5	0/15	0/15
<i>Mycoplasma pulmonis</i>	○	0/10	0/5	0/10	0/5	0/15	0/15
<i>Clostridium piliforme</i>	○	0/10	0/5	0/10	0/5	0/15	0/15
<i>Corynebacterium kutscheri</i>	◎	0/10	0/5	0/10	0/5	0/15	0/15
<i>Bordetella bronchiseptica</i>	◎	0/10	0/5	0/10	0/5	0/15	0/15
<i>Salmonella</i> spp.	◎	0/10	0/5	0/10	0/5	0/15	0/15
<i>Pasteurella pneumotropica</i>	△	0/10	0/5	0/10	0/5	0/15	0/15
<i>Syphacia</i> spp.	●	0/10	0/5	0/10	0/5	0/15	0/15
<i>Pseudomonas* aeruginosa</i>	△	0/10	0/5	0/10	0/5	0/15	0/15

Remarks : 1 : ○ = Serology, ◎ = Serology &amp; Bacteriology, △ = Bacteriology, ● = Parasitology

2 : Tested animals were all 8~10 weeks old.

\* : Non-Specific Pathogen

Charles River Laboratories Japan, Inc.

日本チャールズ  
代表取締役社

Eiichi Morimura, D.V.M.  
Quality Assurance Director

## HEALTH MONITORING REPORT (Second Report, February 2009)

March 6, 2009

Tested by Charles River Laboratories Japan, Inc.

LOCATION : Tsukuba Breeding Center

Items	Strain Area Test Date Test	(Rats)		
		Crj:CD(SD) T-21 2/17	Crj:WI T-11 2/17	LEW/CrjCrj T-11 2/17
Sendai Virus	○	0/15	0/10	0/5
MHV (SDAV)	○	0/15	0/10	0/5
<i>Mycoplasma pulmonis</i>	○	0/15	0/10	0/5
<i>Clostridium piliforme</i>	○	0/15	0/10	0/5
<i>Corynebacterium kutscheri</i>	◎	0/15	0/10	0/5
<i>Bordetella bronchiseptica</i>	◎	0/15	0/10	0/5
<i>Salmonella</i> spp.	◎	0/15	0/10	0/5
<i>Pasteurella pneumotropica</i>	△	0/15	0/10	0/5
<i>Syphacia</i> spp.	●	0/15	0/10	0/5
<i>Pseudomonas* aeruginosa</i>	△	0/15	0/10	0/5

Remarks : 1 : ○ = Serology, ◎ = Serology &amp; Bacteriology, △ = Bacteriology, ● = Parasitology


2 : Tested animals were all 8~10 weeks old.

\* : Non-Specific Pathogen

Charles River Laboratories Japan, Inc.

日本チャールズリバー株式会社  
代表取締役社長 西尾悦雄




  
Eiichi Morimura, D.V.M.  
Quality Assurance Director

## HEALTH MONITORING REPORT (Second Report, February 2009)

March 6, 2009

Tested by Charles River Laboratories Japan, Inc.

LOCATION : Tsukuba Breeding Center


Items	Strain Genotype Area Test Date Test	(Mice)		
		JAX <sup>®</sup> Mice Strain C57BL/6J T-12 2/17	JAX <sup>®</sup> Mice Strain B6.V-Lep <sup>ob</sup> /J ?/+ T-22 2/17	JAX <sup>®</sup> Mice Strain BKS.Cg-m +/+ Lepr <sup>db</sup> /J +/db T-22 2/17
Sendai Virus	○	0/15	0/5	0/5
MHV	○	0/15	0/5	0/5
<i>Mycoplasma pulmonis</i>	○	0/15	0/5	0/5
<i>Clostridium piliforme</i>	○	0/15	0/5	0/5
<i>Corynebacterium kutscheri</i>	◎	0/15	0/5	0/5
<i>Bordetella bronchiseptica</i>	◎	0/15	0/5	0/5
<i>Salmonella</i> spp.	◎	0/15	0/5	0/5
<i>Pasteurella pneumotropica</i>	△	0/15	0/5	0/5
<i>Citrobacter rodentium</i>	△	0/15	0/5	0/5
<i>Syphacia</i> spp.	●	0/15	0/5	0/5
<i>Pseudomonas* aeruginosa</i>	△	0/15	0/5	0/5

Remarks : 1 : ○ = Serology, ◎ = Serology &amp; Bacteriology, △ = Bacteriology, ● = Parasitology

2 : Tested animals were all 8~10 weeks old.

\* : Non-Specific Pathogen

Charles River Laboratories Japan, Inc.

Note: JAX<sup>®</sup> is a registered trademark of The Jackson Laboratory. All rights reserved.Only JAX<sup>®</sup> Mice strains bred by Charles River Laboratories in Europe and Japan are equivalent in genetic quality to those bred by The Jackson Laboratory.JAX<sup>®</sup> Mice bred by Charles River Japan are derived from pedigreed foundation stock from The Jackson Laboratoryand maintained in accordance with JAX<sup>®</sup> Mice Genetic Quality Program.

*Eiichi Morimura*  
Eiichi Morimura, D.V.M.  
Quality Assurance Director

# HEALTH MONITORING REPORT (Second Report, February 2009)

March 6, 2009

Tested by Charles River Laboratories Japan, Inc.

LOCATION : Tsukuba Breeding Center

Items	Strain Genotype Area Test Date Test	(Immunodeficient Mice)	
		CAnN.Cg-Foxn1 <sup>nu</sup> /CrjCrlj nu/nu T-23 2/17	nu/+ T-23 2/17
Sendai Virus	○	NT <sup>2</sup>	0/10
MHV	○	NT	0/10
<i>Mycoplasma pulmonis</i>	○	NT	0/10
<i>Clostridium piliforme</i>	○	NT	0/10
<i>Corynebacterium kutscheri</i>	◎	0/10	0/10
<i>Bordetella bronchiseptica</i>	◎	0/10	0/10
<i>Salmonella</i> spp.	◎	0/10	0/10
<i>Pasteurella pneumotropica</i>	△	0/10	0/10
<i>Staphylococcus aureus</i>	△	0/10	0/10
<i>Citrobacter rodentium</i>	△	0/10	0/10
<i>Pseudomonas aeruginosa</i>	△	0/10	0/10
<i>Syphacia</i> spp.	●	0/10	0/10


Remarks : 1 : ○ = Serology, ◎ = Serology & Bacteriology, △ = Bacteriology, ● = Parasitology

2 : Tested animals were all 8~10 weeks old.

<sup>2</sup>: Not tested

Charles River Laboratories Japan, Inc.

日本チャールズリバー  
代表取締役社長 滝野 悦雄



*Eiichi Morimura*

Eiichi Morimura, D.V.M.  
Quality Assurance Director

## HEALTH MONITORING REPORT

(February 2009)

February 27, 2009

Tested by Charles River Laboratories Japan, Inc.

LOCATION : Yokohama Breeding Center

Items	Strain	(Isolator-Maintained Immunodeficient Mice)	
		JAX <sup>®</sup> Mice Strain NOD.CB17-Prkdc <sup>scid</sup> /J scid/scid 2/18	C57BL/6NCr1Crj <sup>®</sup> 2/18
Sendai Virus	○	NT <sup>2</sup>	0/7
MHV	○	NT	0/7
<i>Mycoplasma pulmonis</i>	○	NT	0/7
<i>Clostridium piliforme</i>	○	NT	0/7
<i>Corynebacterium kutscheri</i>	◎	0/14	0/7
<i>Bordetella bronchiseptica</i>	◎	0/14	0/7
<i>Salmonella</i> spp.	◎	0/14	0/7
<i>Pasteurella pneumotropica</i>	△	0/14	0/7
<i>Staphylococcus aureus</i>	△	0/14	0/7
<i>Citrobacter rodentium</i>	△	0/14	0/7
<i>Pseudomonas aeruginosa</i>	△	0/14	0/7
<i>Syphacia</i> spp.	●	0/14	0/7

Remarks : 1 : ○ = Serology, ◎ = Serology & Bacteriology, △ = Bacteriology, ● = Parasitology

2 : Tested animals were all retired breeders.

※ : C57BL/6NCr1Crj mice were tested as sentinels for JAX<sup>®</sup> Mice Strain NOD.CB17-Prkdc<sup>scid</sup>/J mice.

<sup>2</sup> : Not tested

Note: JAX<sup>®</sup> is a registered trademark of The Jackson Laboratory. All rights reserved.

Only JAX<sup>®</sup> Mice strains bred by Charles River Laboratories in Europe and Japan are equivalent in genetic quality to those bred by The Jackson Laboratory.


JAX<sup>®</sup> Mice bred by Charles River Japan are derived from pedigreed foundation stock from The Jackson Laboratory

and maintained in accordance with JAX<sup>®</sup> Mice Genetic Quality Program.

日本チャールズリバー株式会社  
代表取締役社長 尾悦雄




Charles River Laboratories Japan, Inc.



Eiichi Morimura, D.V.M.  
Quality Assurance Director

## HEALTH MONITORING REPORT

(February 2009)

February 27, 2009

Tested by Charles River Laboratories Japan, Inc.

LOCATION : Yokohama Breeding Center

Items	Strain Genotype Test Date Test	(Isolator-Maintained Immunodeficient Mice)	
		CB17/Icr-Prkdc <sup>scid</sup> /Crj scid/scid 2/18	C57BL/6NCrjCrj <sup>※</sup> 2/18
Sendai Virus	○	NT <sup>*2</sup>	0/5
MHV	○	NT	0/5
<i>Mycoplasma pulmonis</i>	○	NT	0/5
<i>Clostridium piliforme</i>	○	NT	0/5
<i>Corynebacterium kutscheri</i>	◎	0/10	0/5
<i>Bordetella bronchiseptica</i>	◎	0/10	0/5
<i>Salmonella</i> spp.	◎	0/10	0/5
<i>Pasteurella pneumotropica</i>	△	0/10	0/5
<i>Staphylococcus aureus</i>	△	0/10	0/5
<i>Citrobacter rodentium</i>	△	0/10	0/5
<i>Pseudomonas aeruginosa</i>	△	0/10	0/5
<i>Syphacia</i> spp.	●	0/10	0/5


Remarks : 1 : ○ = Serology, ◎ = Serology & Bacteriology, △ = Bacteriology, ● = Parasitology

2 : Tested animals were all retired breeders.

※ : C57BL/6NCrjCrj mice were tested as sentinels for CB17/Icr-Prkdc<sup>scid</sup>/Crj mice.

\*2 : Not tested

Charles River Laboratories Japan, Inc.



*Eiichi Morimura*  
Eiichi Morimura, D.V.M.  
Quality Assurance Director

# BACTERIOLOGY RESULTS REPORT (February 2009)

1/2

February 27, 2009

## 【Fecal Culture】

Tested by Charles River Laboratories Japan, Inc.  
 LOCATION : Yokohama Breeding Center

Items	Strain  Genotype Test Date	(Isolator-Maintained Immunodeficient Mice)
		JAX <sup>®</sup> Mice Strain NOD.CB17-Prkdc <sup>scid</sup> /J scid/scid 2/18
<i>Bordetella bronchiseptica</i>		0/21
<i>Salmonella</i> spp.		0/21
<i>Staphylococcus aureus</i>		0/21
<i>Citrobacter rodentium</i>		0/21
<i>Pseudomonas aeruginosa</i>		0/21

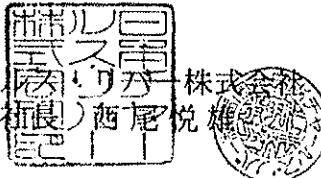

Note: JAX<sup>®</sup> is a registered trademark of The Jackson Laboratory. All rights reserved.

Only JAX<sup>®</sup> Mice strains bred by Charles River Laboratories in Europe and Japan are equivalent in genetic quality to those bred by The Jackson Laboratory.

JAX<sup>®</sup> Mice bred by Charles River Japan are derived from pedigree foundation stock from The Jackson Laboratory and maintained in accordance with JAX<sup>®</sup> Mice Genetic Quality Program.

**Charles River Laboratories Japan, Inc.**

日本チャールズリバー株式会社  
 代表取締役社長 西尾悦雄

Eiichi Morimura, D.V.M.  
 Quality Assurance Director

# BACTERIOLOGY RESULTS REPORT (February 2009)

February 27, 2009

Tested by Charles River Laboratories Japan, Inc.


LOCATION : Yokohama Breeding Center

## 【Fecal Culture】

Items	Strain Genotype Test Date	(Isolator-Maintained Immunodeficient Mice)  CB17/Icr-Prkdc <sup>scid</sup> /CrjCrj scid/scid 2/18
<i>Bordetella bronchiseptica</i>		0/15
<i>Salmonella</i> spp.		0/15
<i>Staphylococcus aureus</i>		0/15
<i>Citrobacter rodentium</i>		0/15
<i>Pseudomonas aeruginosa</i>		0/15

Charles River Laboratories Japan, Inc.

日本チャールズリバー株式会社  
代表取締役 西尾悦雄



Eiichi Morimura, D.V.M.  
Quality Assurance Director