

## HEALTH MONITORING REPORT

(First Report, May 2009)

May 22, 2009

Tested by Charles River Laboratories Japan, Inc.

LOCATION : Atsugi Breeding Center

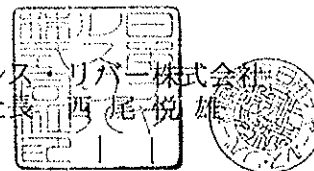
Items	Strain Genotype Area Test Date Test	(Rats)						
		F344/DuCrIcrlj	F344/DuCrIcrlj	SHR/NCrIcrlj	WKY/NCrIcrlj	ZDF- <i>Lepr<sup>fa</sup></i> /CrIcrlj	CrI:CD(SD)	CrIj:ZUC- <i>Lepr<sup>fa</sup></i>
		A-15 5/6	A-21 5/6	A-21 5/6	A-21 5/6	?/+ A-21 5/6	A-22 5/6	?/+ A-25 5/6
Sendai Virus	○	0/10	0/5	0/5	0/5	0/5	0/20	0/10
MHV (SDAV)	○	0/10	0/5	0/5	0/5	0/5	0/20	0/10
<i>Mycoplasma pulmonis</i>	○	0/10	0/5	0/5	0/5	0/5	0/20	0/10
<i>Clostridium piliforme</i>	○	0/10	0/5	0/5	0/5	0/5	0/20	0/10
<i>Corynebacterium kutscheri</i>	◎	0/10	0/5	0/5	0/5	0/5	0/20	0/10
<i>Bordetella bronchiseptica</i>	◎	0/10	0/5	0/5	0/5	0/5	0/20	0/10
<i>Salmonella</i> spp.	◎	0/10	0/5	0/5	0/5	0/5	0/20	0/10
<i>Pasteurella pneumotropica</i>	△	0/10	0/5	0/5	0/5	0/5	0/20	0/10
<i>Syphacia</i> spp.	●	0/10	0/5	0/5	0/5	0/5	0/20	0/10
<i>Pseudomonas* aeruginosa</i>	△	0/10	0/5	0/5	0/5	0/5	0/20	0/10

Remarks : 1 : ○ = Serology, ◎ = Serology &amp; Bacteriology, △ = Bacteriology, ● = Parasitology

2 : Tested animals were all retired breeders.

\* : Non-Specific Pathogen

Charles River Laboratories Japan, Inc.

日本チャールズ・リバー株式会社  
代表取締役社長 西尾悦雄

Eiichi Morimura, D.V.M.

Quality Assurance Director

## HEALTH MONITORING REPORT (First Report, May 2009)

May 22, 2009

Tested by Charles River Laboratories Japan, Inc.

LOCATION : Atsugi Breeding Center

Items	Strain Area Test Date Test	(Mice)			
		SJL/JOrlCrjCrj	NC/NgaTndCrj	CBA/JNcrj	Crj:CD1(ICR)
		A-11 5/11	A-11 5/11	A-11 5/11	A-11 5/11
Sendai Virus	○	0/5	0/5	0/5	0/5
MHV	○	0/5	0/5	0/5	0/5
<i>Mycoplasma pulmonis</i>	○	0/5	0/5	0/5	0/5
<i>Clostridium piliforme</i>	○	0/5	0/5	0/5	0/5
<i>Corynebacterium kutscheri</i>	◎	0/5	0/5	0/5	0/5
<i>Bordetella bronchiseptica</i>	◎	0/5	0/5	0/5	0/5
<i>Salmonella</i> spp.	◎	0/5	0/5	0/5	0/5
<i>Pasteurella pneumotropica</i>	△	0/5	0/5	0/5	0/5
<i>Citrobacter rodentium</i>	△	0/5	0/5	0/5	0/5
<i>Syphacia</i> spp.	●	0/5	0/5	0/5	0/5
<i>Pseudomonas* aeruginosa</i>	△	0/5	0/5	0/5	0/5

Remarks : 1 : ○ = Serology, ◎ = Serology &amp; Bacteriology, △ = Bacteriology, ● = Parasitology

2 : Tested animals were all retired breeders.

\* : Non-Specific Pathogen

Charles River Laboratories Japan, Inc.

日本チャールズリバー株式会社  
代表取締役社長 西尾 悦雄



*Eiichi Morimura*  
Eiichi Morimura, D.V.M.  
Quality Assurance Director

## HEALTH MONITORING REPORT (First Report, May 2009)

May 22, 2009

Tested by Charles River Laboratories Japan, Inc.

LOCATION : Atsugi Breeding Center

Items	Strain Area Test Date Test	(Mice)			
		C57BL/6NCrCrj	DBA/2NCrCrj	BALB/cAnNCrCrj	DBA/2NCrCrj
		A-13 5/11	A-13 5/11	A-23 5/11	A-23 5/13
Sendai Virus	○	0/5	0/5	0/5	0/5
MHV	○	0/5	0/5	0/5	0/5
<i>Mycoplasma pulmonis</i>	○	0/5	0/5	0/5	0/5
<i>Clostridium piliforme</i>	○	0/5	0/5	0/5	0/5
<i>Corynebacterium kutscheri</i>	◎	0/5	0/5	0/5	0/5
<i>Bordetella bronchiseptica</i>	◎	0/5	0/5	0/5	0/5
<i>Salmonella</i> spp.	◎	0/5	0/5	0/5	0/5
<i>Pasteurella pneumotropica</i>	△	0/5	0/5	0/5	0/5
<i>Citrobacter rodentium</i>	△	0/5	0/5	0/5	0/5
<i>Syphacia</i> spp.	●	0/5	0/5	0/5	0/5
<i>Pseudomonas aeruginosa</i> *	△	0/5	0/5	0/5	0/5

Remarks : 1 : ○ = Serology, ◎ = Serology &amp; Bacteriology, △ = Bacteriology, ● = Parasitology

2 : Tested animals were all retired breeders.

3 : B6D2F1/Crlj mice were judged by the results of C57BL/6NCrCrj mice and DBA/2NCrCrj mice.

4 : CD2F1/Crlj mice were judged by the results of BALB/cAnNCrCrj mice and DBA/2NCrCrj mice.

\* : Non-Specific Pathogen

Charles River Laboratories Japan, Inc.

日本チャールズ・リバー株式会社  
代表取締役社長 西尾 悦雄



  
Eiichi Morimura, D.V.M.  
Quality Assurance Director

## HEALTH MONITORING REPORT (First Report, May 2009)

May 22, 2009

Tested by Charles River Laboratories Japan, Inc.

LOCATION : Atsugi Breeding Center

Items	Strain Genotype Area Test Date Test	(Immunodeficient Mice)					
		CAnN.Cg- <i>Foxn1</i> <sup>nu</sup> /CrjCrj		Crj:CD1- <i>Foxn1</i> <sup>nu</sup>		CAnN.Cg- <i>Foxn1</i> <sup>nu</sup> /CrjCrj	
		<i>nu/nu</i>	<i>nu/+</i>	<i>nu/nu</i>	<i>nu/+</i>	<i>nu/nu</i>	<i>nu/+</i>
		A-12	A-12	A-12	A-12	A-24	A-24
		5/11	5/11	5/11	5/11	5/11	5/11
Sendai Virus	○	NT <sup>2</sup>	0/5	NT	0/5	NT	0/10
MHV	○	NT	0/5	NT	0/5	NT	0/10
<i>Mycoplasma pulmonis</i>	○	NT	0/5	NT	0/5	NT	0/10
<i>Clostridium piliforme</i>	○	NT	0/5	NT	0/5	NT	0/10
<i>Corynebacterium kutscheri</i>	◎	0/5	0/5	0/5	0/5	0/10	0/10
<i>Bordetella bronchiseptica</i>	◎	0/5	0/5	0/5	0/5	0/10	0/10
<i>Salmonella</i> spp.	◎	0/5	0/5	0/5	0/5	0/10	0/10
<i>Pasteurella pneumotropica</i>	△	0/5	0/5	0/5	0/5	0/10	0/10
<i>Staphylococcus aureus</i>	△	0/5	0/5	0/5	0/5	0/10	0/10
<i>Citrobacter rodentium</i>	△	0/5	0/5	0/5	0/5	0/10	0/10
<i>Pseudomonas aeruginosa</i>	△	0/5	0/5	0/5	0/5	0/10	0/10
<i>Syphacia</i> spp.	●	0/5	0/5	0/5	0/5	0/10	0/10

Remarks : 1 : ○ = Serology, ◎ = Serology &amp; Bacteriology, △ = Bacteriology, ● = Parasitology

2 : Tested animals were all retired breeders.

<sup>2</sup> : Not tested

Charles River Laboratories Japan, Inc.

日本チャールズ・リバー株式会社  
代表取締役社長 西尾悦雄
  
Eiichi Morimura, D.V.M.  
Quality Assurance Director

# HEALTH MONITORING REPORT (First Report, May 2009)

May 22, 2009

Tested by Charles River Laboratories Japan, Inc.

LOCATION : Hino Breeding Center

Items	Strain Area Test Date Test	(Mice)				
		Crlj:CD1(ICR)	C57BL/6NCrCrlj	C3H/HeNCrCrlj	BALB/cAnNCrCrlj	DBA/1JNCrCrlj
		H-12 5/12	H-12 5/12	H-12 5/12	H-23 5/12	H-23 5/12
Sendai Virus	○	0/5	0/5	0/5	0/10	0/5
MHV	○	0/5	0/5	0/5	0/10	0/5
<i>Mycoplasma pulmonis</i>	○	0/5	0/5	0/5	0/10	0/5
<i>Clostridium piliforme</i>	○	0/5	0/5	0/5	0/10	0/5
<i>Corynebacterium kutscheri</i>	◎	0/5	0/5	0/5	0/10	0/5
<i>Bordetella bronchiseptica</i>	◎	0/5	0/5	0/5	0/10	0/5
<i>Salmonella</i> spp.	◎	0/5	0/5	0/5	0/10	0/5
<i>Pasteurella pneumotropica</i>	△	0/5	0/5	0/5	0/10	0/5
<i>Citrobacter rodentium</i>	△	0/5	0/5	0/5	0/10	0/5
<i>Syphacia</i> spp.	●	0/5	0/5	0/5	0/10	0/5
<i>Pseudomonas* aeruginosa</i>	△	0/5	0/5	0/5	0/10	0/5

Remarks : 1 : ○ = Serology, ◎ = Serology & Bacteriology, △ = Bacteriology, ● = Parasitology

2 : Tested animals were all retired breeders.

3 : B6C3F1/Crlj mice were judged by the results of C57BL/6NCrCrlj mice and C3H/HeNCrCrlj mice.

\* : Non-Specific Pathogen

Charles River Laboratories Japan, Inc.

日本チャールズ・リバー株式会社  
代表取締役社長 西尾悦雄

  
Eiichi Morimura, D.V.M.  
Quality Assurance Director

# HEALTH MONITORING REPORT (First Report, May 2009)

May 22, 2009

Tested by Charles River Laboratories Japan, Inc.

LOCATION : Hino Breeding Center

Items	Strain Area Test Date Test	(Rats)				
		Crl:CD(SD)	Crl:WI(Han)	LEW/CrlCrlj	BN/CrlCrlj	Crl:CD(SD)
		H-11 5/12	H-11 5/12	H-13 5/12	H-13 5/12	H-21 5/12
Sendai Virus	○	0/10	0/5	0/10	0/5	0/15
MHV (SDAV)	○	0/10	0/5	0/10	0/5	0/15
<i>Mycoplasma pulmonis</i>	○	0/10	0/5	0/10	0/5	0/15
<i>Clostridium piliforme</i>	○	0/10	0/5	0/10	0/5	0/15
<i>Corynebacterium kutscheri</i>	◎	0/10	0/5	0/10	0/5	0/15
<i>Bordetella bronchiseptica</i>	◎	0/10	0/5	0/10	0/5	0/15
<i>Salmonella</i> spp.	◎	0/10	0/5	0/10	0/5	0/15
<i>Pasteurella pneumotropica</i>	△	0/10	0/5	0/10	0/5	0/15
<i>Syphacia</i> spp.	●	0/10	0/5	0/10	0/5	0/15
<i>Pseudomonas* aeruginosa</i>	△	0/10	0/5	0/10	0/5	0/15

Remarks : 1 : ○ = Serology, ◎ = Serology & Bacteriology, △ = Bacteriology, ● = Parasitology


2 : Tested animals were all retired breeders.

\* : Non-Specific Pathogen

Charles River Laboratories Japan, Inc.

日本チャールズ・リバー株式会社  
代表取締役社長 西尾悦雄



  
Eiichi Morimura, D.V.M.  
Quality Assurance Director

# HEALTH MONITORING REPORT (First Report, May 2009)


May 22, 2009  
 Tested by Charles River Laboratories Japan, Inc.  
 LOCATION : Tsukuba Breeding Center

Items	Strain Area Test Date Test	(Rats)		
		Crlj:WI T-11 5/13	LEW/CrICrlj T-11 5/13	Crl:CD(SD) T-21 5/13
Sendai Virus	○	0/10	0/5	0/15
MHV (SDAV)	○	0/10	0/5	0/15
<i>Mycoplasma pulmonis</i>	○	0/10	0/5	0/15
<i>Clostridium piliforme</i>	○	0/10	0/5	0/15
<i>Corynebacterium kutscheri</i>	◎	0/10	0/5	0/15
<i>Bordetella bronchiseptica</i>	◎	0/10	0/5	0/15
<i>Salmonella</i> spp.	◎	0/10	0/5	0/15
<i>Pasteurella pneumotropica</i>	△	0/10	0/5	0/15
<i>Syphacia</i> spp.	●	0/10	0/5	0/15
<i>Pseudomonas* aeruginosa</i>	△	0/10	0/5	0/15

Remarks : 1 : ○ = Serology, ◎ = Serology & Bacteriology, △ = Bacteriology, ● = Parasitology  
 2 : Tested animals were all retired breeders.  
 \* : Non-Specific Pathogen

Charles River Laboratories Japan, Inc.

日本チャールズ・リバー株式会社  
 代表取締役社長 西尾悦雄



*Eiichi Morimura*  
 Eiichi Morimura, D.V.M.  
 Quality Assurance Director

# HEALTH MONITORING REPORT (First Report, May 2009)

May 22, 2009

Tested by Charles River Laboratories Japan, Inc.  
LOCATION : Tsukuba Breeding Center

Items	Strain Genotype Area Test Date Test	(Mice)		
		JAX <sup>®</sup> Mice Strain C57BL/6J T-12 5/13	JAX <sup>®</sup> Mice Strain B6.V-Lep <sup>ob</sup> /J ?/+ T-22 5/13	JAX <sup>®</sup> Mice Strain BKS.Cg-m +/+ Lepr <sup>db</sup> /J +/db T-22 5/13
Sendai Virus	○	0/15	0/5	0/5
MHV	○	0/15	0/5	0/5
<i>Mycoplasma pulmonis</i>	○	0/15	0/5	0/5
<i>Clostridium piliforme</i>	○	0/15	0/5	0/5
<i>Corynebacterium kutscheri</i>	◎	0/15	0/5	0/5
<i>Bordetella bronchiseptica</i>	◎	0/15	0/5	0/5
<i>Salmonella</i> spp.	◎	0/15	0/5	0/5
<i>Pasteurella pneumotropica</i>	△	0/15	0/5	0/5
<i>Citrobacter rodentium</i>	△	0/15	0/5	0/5
<i>Syphacia</i> spp.	●	0/15	0/5	0/5
<i>Pseudomonas* aeruginosa</i>	△	0/15	0/5	0/5

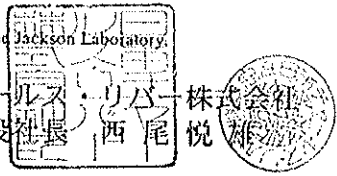
Remarks : 1 : ○ = Serology, ◎ = Serology & Bacteriology, △ = Bacteriology, ● = Parasitology  
2 : Tested animals were all retired breeders.  
\* : Non-Specific Pathogen


Charles River Laboratories Japan, Inc.

Note: JAX<sup>®</sup> is a registered trademark of The Jackson Laboratory. All rights reserved.

Only JAX<sup>®</sup> Mice strains bred by Charles River Laboratories in Europe and Japan are equivalent in genetic quality to those bred by The Jackson Laboratory.  
JAX<sup>®</sup> Mice bred by Charles River Japan are derived from pedigreed foundation stock from The Jackson Laboratory and maintained in accordance with JAX<sup>®</sup> Mice Genetic Quality Program.

日本チャールズリバー株式会社  
代表取締役社長 西尾悦雄



  
Eiichi Morimura, D.V.M.  
Quality Assurance Director

# HEALTH MONITORING REPORT (First Report, May 2009)

9/9

May 22, 2009

Tested by Charles River Laboratories Japan, Inc.  
LOCATION : Tsukuba Breeding Center

Items	Strain Genotype Area Test Date Test	(Immunodeficient Mice)	
		CA <sub>n</sub> N.Cg-Foxn1 <sup>nu</sup> /CrjCrj	
		<i>nu/nu</i>	<i>nu/+</i>
		T-23	T-23
		5/13	5/13
Sendai Virus	○	NT <sup>2</sup>	0/10
MHV	○	NT	0/10
<i>Mycoplasma pulmonis</i>	○	NT	0/10
<i>Clostridium piliforme</i>	○	NT	0/10
<i>Corynebacterium kutscheri</i>	◎	0/10	0/10
<i>Bordetella bronchiseptica</i>	◎	0/10	0/10
<i>Salmonella</i> spp.	◎	0/10	0/10
<i>Pasteurella pneumotropica</i>	△	0/10	0/10
<i>Staphylococcus aureus</i>	△	0/10	0/10
<i>Citrobacter rodentium</i>	△	0/10	0/10
<i>Pseudomonas aeruginosa</i>	△	0/10	0/10
<i>Syphacia</i> spp.	●	0/10	0/10

Remarks : 1 : ○ = Serology, ◎ = Serology & Bacteriology, △ = Bacteriology, ● = Parasitology

2 : Tested animals were all retired breeders.

<sup>2</sup> : Not tested

Charles River Laboratories Japan, Inc.

日本チャールズ・リバー株式会社  
代表取締役社長 尾崎 雄



*Eiichi Morimura*  
Eiichi Morimura, D.V.M.  
Quality Assurance Director