

HEALTH MONITORING REPORT (Second Report, May 2009)

1/9

June 5, 2009

Tested by Charles River Laboratories Japan, Inc.

LOCATION : Atsugi Breeding Center

Items	Strain Genotype Area Test Date Test	(Rats)						
		F344/DuCrI CrIj A-15 5/25	F344/DuCrI CrIj A-21 5/25	SHR/NCrI CrIj A-21 5/25	WKY/NCrI CrIj A-21 5/25	ZDF- <i>Lepr^{fa}</i> /CrI CrIj ?/+ A-21 5/25	CrI:CD(SD) A-22 5/25	CrIj:ZUC- <i>Lepr^{fa}</i> ?/+ A-25 5/25
Sendai Virus	○	0/10	0/5	0/5	0/5	0/5	0/20	0/10
MHV (SDAV)	○	0/10	0/5	0/5	0/5	0/5	0/20	0/10
<i>Mycoplasma pulmonis</i>	○	0/10	0/5	0/5	0/5	0/5	0/20	0/10
<i>Clostridium piliforme</i>	○	0/10	0/5	0/5	0/5	0/5	0/20	0/10
<i>Corynebacterium kutscheri</i>	◎	0/10	0/5	0/5	0/5	0/5	0/20	0/10
<i>Bordetella bronchiseptica</i>	◎	0/10	0/5	0/5	0/5	0/5	0/20	0/10
<i>Salmonella</i> spp.	◎	0/10	0/5	0/5	0/5	0/5	0/20	0/10
<i>Pasteurella pneumotropica</i>	△	0/10	0/5	0/5	0/5	0/5	0/20	0/10
<i>Syphacia</i> spp.	●	0/10	0/5	0/5	0/5	0/5	0/20	0/10
<i>Pseudomonas* aeruginosa</i>	△	0/10	0/5	0/5	0/5	0/5	0/20	0/10

Remarks : 1 : ○ = Serology, ◎ = Serology & Bacteriology, △ = Bacteriology, ● = Parasitology


2 : Tested animals were all 8~12 weeks old.

* : Non-Specific Pathogen

Charles River Laboratories Japan, Inc.

日本チャールズリバー株式会社
代表取締役社長 西尾悦雄





Eiichi Morimura, D.V.M.
Quality Assurance Director

HEALTH MONITORING REPORT (Second Report, May 2009)

June 5, 2009

Tested by Charles River Laboratories Japan, Inc.

LOCATION : Atsugi Breeding Center

Items	Strain Area Test Date Test	(Mice)			
		SJL/JOrlCrjCrj	NC/NgaTndCrj	CBA/JNCrj	Crj:CD1(ICR)
		A-11 5/20	A-11 5/20	A-11 5/20	A-11 5/20
Sendai Virus	○	0/5	0/5	0/5	0/5
MHV	○	0/5	0/5	0/5	0/5
<i>Mycoplasma pulmonis</i>	○	0/5	0/5	0/5	0/5
<i>Clostridium piliforme</i>	○	0/5	0/5	0/5	0/5
<i>Corynebacterium kutscheri</i>	◎	0/5	0/5	0/5	0/5
<i>Bordetella bronchiseptica</i>	◎	0/5	0/5	0/5	0/5
<i>Salmonella</i> spp.	◎	0/5	0/5	0/5	0/5
<i>Pasteurella pneumotropica</i>	△	0/5	0/5	0/5	0/5
<i>Citrobacter rodentium</i>	△	0/5	0/5	0/5	0/5
<i>Syphacia</i> spp.	●	0/5	0/5	0/5	0/5
<i>Pseudomonas* aeruginosa</i>	△	0/5	0/5	0/5	0/5


Remarks : 1: ○ = Serology, ◎ = Serology & Bacteriology, △ = Bacteriology, ● = Parasitology

2: Tested animals were all 8~12 weeks old.

*: Non-Specific Pathogen

Charles River Laboratories Japan, Inc.

日本チャールズリバー株式会社
代表取締役社長 西尾悦雄



Eiichi Morimura
Eiichi Morimura, D.V.M.
Quality Assurance Director

HEALTH MONITORING REPORT

(Second Report, May 2009)

3/9

June 5, 2009

Tested by Charles River Laboratories Japan, Inc.
LOCATION : Atsugi Breeding Center

Items	Strain Area Test Date Test	(Mice)			
		C57BL/6NCrCrj A-13 5/20	DBA/2NCrCrj A-13 5/20	BALB/cAnNCrCrj A-23 5/20	DBA/2NCrCrj A-23 5/20
Sendai Virus	○	0/5	0/5	0/5	0/5
MHV	○	0/5	0/5	0/5	0/5
<i>Mycoplasma pulmonis</i>	○	0/5	0/5	0/5	0/5
<i>Clostridium piliforme</i>	○	0/5	0/5	0/5	0/5
<i>Corynebacterium kutscheri</i>	◎	0/5	0/5	0/5	0/5
<i>Bordetella bronchiseptica</i>	◎	0/5	0/5	0/5	0/5
<i>Salmonella</i> spp.	◎	0/5	0/5	0/5	0/5
<i>Pasteurella pneumotropica</i>	△	0/5	0/5	0/5	0/5
<i>Citrobacter rodentium</i>	△	0/5	0/5	0/5	0/5
<i>Syphacia</i> spp.	●	0/5	0/5	0/5	0/5
<i>Pseudomonas aeruginosa</i> *	△	0/5	0/5	0/5	0/5

Remarks : 1 : ○ = Serology, ◎ = Serology & Bacteriology, △ = Bacteriology, ● = Parasitology

2 : Tested animals were all 8~12 weeks old.

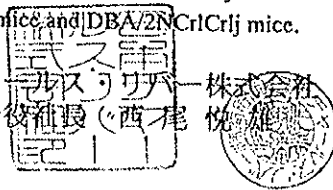
3 : B6D2F1/Crj mice were judged by the results of C57BL/6NCrCrj mice and DBA/2NCrCrj mice.

4 : CD2F1/Crj mice were judged by the results of BALB/cAnNCrCrj mice and DBA/2NCrCrj mice.

* : Non-Specific Pathogen

Charles River Laboratories Japan, Inc.

日本チャールズリバー株式会社
代表取締役社長 西尾 悦 雄



Eiichi Morimura
Eiichi Morimura, D.V.M.
Quality Assurance Director

HEALTH MONITORING REPORT (Second Report, May 2009)

June 5, 2009

Tested by Charles River Laboratories Japan, Inc.

LOCATION : Atsugi Breeding Center


Items	Strain Genotype Area Test Date Test	(Immunodeficient Mice)					
		CA ⁿ N.Cg-Foxn1 ^{nu/nu} /CrjCrj		Crj:CD1-Foxn1 ^{nu/nu}		CA ⁿ N.Cg-Foxn1 ^{nu/nu} /CrjCrj	
		nu/nu A-12 5/18	nu/+ A-12 5/18	nu/nu A-12 5/18	nu/+ A-12 5/18	nu/nu A-24 5/18	nu/+ A-24 5/18
Sendai Virus	○	NT ²	0/5	NT	0/5	NT	0/10
MHV	○	NT	0/5	NT	0/5	NT	0/10
<i>Mycoplasma pneumoniae</i>	○	NT	0/5	NT	0/5	NT	0/10
<i>Clostridium piliforme</i>	○	NT	0/5	NT	0/5	NT	0/10
<i>Corynebacterium kutscheri</i>	◎	0/5	0/5	0/5	0/5	0/10	0/10
<i>Bordetella bronchiseptica</i>	◎	0/5	0/5	0/5	0/5	0/10	0/10
<i>Salmonella</i> spp.	◎	0/5	0/5	0/5	0/5	0/10	0/10
<i>Pasteurella pneumotropica</i>	△	0/5	0/5	0/5	0/5	0/10	0/10
<i>Staphylococcus aureus</i>	△	0/5	0/5	0/5	0/5	0/10	0/10
<i>Citrobacter rodentium</i>	△	0/5	0/5	0/5	0/5	0/10	0/10
<i>Pseudomonas aeruginosa</i>	△	0/5	0/5	0/5	0/5	0/10	0/10
<i>Syphacia</i> spp.	●	0/5	0/5	0/5	0/5	0/10	0/10

Remarks : 1 : ○ = Serology, ◎ = Serology & Bacteriology, △ = Bacteriology, ● = Parasitology

2 : Tested animals were all 8~12 weeks old.

²: Not tested

Charles River Laboratories Japan, Inc.

日本チャールズリバー株式会社
代表取締役社長 西尾悦雄


Eiichi Morimura, D.V.M.
Quality Assurance Director

HEALTH MONITORING REPORT (Second Report, May 2009)

5/9

June 5, 2009

Tested by Charles River Laboratories Japan, Inc.

LOCATION : Hino Breeding Center

Items	Strain Area Test Date Test	(Mice)				
		Crj:CD1(ICR)	C57BL/6NCrCrj	C3H/HeNCrCrj	BALB/cAnNCrCrj	DBA/1JNCrj
		H-12 5/26	H-12 5/26	H-12 5/26	H-23 5/26	H-23 5/26
Sendai Virus	○	0/5	0/5	0/5	0/10	0/5
MHV	○	0/5	0/5	0/5	0/10	0/5
<i>Mycoplasma pulmonis</i>	○	0/5	0/5	0/5	0/10	0/5
<i>Clostridium piliforme</i>	○	0/5	0/5	0/5	0/10	0/5
<i>Corynebacterium kutscheri</i>	◎	0/5	0/5	0/5	0/10	0/5
<i>Bordetella bronchiseptica</i>	◎	0/5	0/5	0/5	0/10	0/5
<i>Salmonella</i> spp.	◎	0/5	0/5	0/5	0/10	0/5
<i>Pasteurella pneumotropica</i>	△	0/5	0/5	0/5	0/10	0/5
<i>Citrobacter rodentium</i>	△	0/5	0/5	0/5	0/10	0/5
<i>Syphacia</i> spp.	●	0/5	0/5	0/5	0/10	0/5
<i>Pseudomonas* aeruginosa</i>	△	0/5	0/5	0/5	0/10	0/5

Remarks : 1 : ○ = Serology, ◎ = Serology & Bacteriology, △ = Bacteriology, ● = Parasitology

2 : Tested animals were all 8~12 weeks old.

3 : B6C3F1/Crj mice were judged by the results of C57BL/6NCrCrj mice and C3H/HeNCrCrj mice.

* : Non-Specific Pathogen

Charles River Laboratories Japan, Inc.

日本チャールズ・リバー株式会社
代表取締役社長 西尾悦雄



Eiichi Morimura
Eiichi Morimura, D.V.M.
Quality Assurance Director

HEALTH MONITORING REPORT (Second Report, May 2009)

6/9



June 5, 2009
 Tested by Charles River Laboratories Japan, Inc.
 LOCATION : Hino Breeding Center


Items	Strain Area Test Date Test	(Rats)				
		Crl:CD(SD) H-11 5/26	Crl:WI(Han) H-11 5/26	LEW/CrlCrlj H-13 5/26	BN/CrlCrlj H-13 5/26	Crl:CD(SD) H-21 5/26
Sendai Virus	○	0/10	0/5	0/10	0/5	0/15
MHV (SDAV)	○	0/10	0/5	0/10	0/5	0/15
<i>Mycoplasma pulmonis</i>	○	0/10	0/5	0/10	0/5	0/15
<i>Clostridium piliforme</i>	○	0/10	0/5	0/10	0/5	0/15
<i>Corynebacterium kutscheri</i>	◎	0/10	0/5	0/10	0/5	0/15
<i>Bordetella bronchiseptica</i>	◎	0/10	0/5	0/10	0/5	0/15
<i>Salmonella</i> spp.	◎	0/10	0/5	0/10	0/5	0/15
<i>Pasteurella pneumotropica</i>	△	0/10	0/5	0/10	0/5	0/15
<i>Syphacia</i> spp.	●	0/10	0/5	0/10	0/5	0/15
<i>Pseudomonas* aeruginosa</i>	△	0/10	0/5	0/10	0/5	0/15

Remarks : 1. ○ = Serology, ◎ = Serology & Bacteriology, △ = Bacteriology, ● = Parasitology
 2: Tested animals were all 8~12 weeks old.
 *: Non-Specific Pathogen

Charles River Laboratories Japan, Inc.

日本チャールズリバー株式会社
 代表取締役社長 西尾悦雄


 Eiichi Morimura, D.V.M.
 Quality Assurance Director

HEALTH MONITORING REPORT (Second Report, May 2009)

June 5, 2009

Tested by Charles River Laboratories Japan, Inc.

LOCATION : Tsukuba Breeding Center

Items	Strain Area Test Date Test	(Rats)		
		Crlj:WI	LEW/CrICrlj	CrI:CD(SD)
		T-11 5/19	T-11 5/19	T-21 5/19
Sendai Virus	○	0/10	0/5	0/15
MHV (SDAV)	○	0/10	0/5	0/15
<i>Mycoplasma pulmonis</i>	○	0/10	0/5	0/15
<i>Clostridium piliforme</i>	○	0/10	0/5	0/15
<i>Corynebacterium kutscheri</i>	◎	0/10	0/5	0/15
<i>Bordetella bronchiseptica</i>	◎	0/10	0/5	0/15
<i>Salmonella</i> spp.	◎	0/10	0/5	0/15
<i>Pasteurella pneumotropica</i>	△	0/10	0/5	0/15
<i>Syphacia</i> spp.	●	0/10	0/5	0/15
<i>Pseudomonas* aeruginosa</i>	△	0/10	0/5	0/15


Remarks : 1 : ○ = Serology, ◎ = Serology & Bacteriology, △ = Bacteriology, ● = Parasitology

2 : Tested animals were all 8~12 weeks old.

* : Non-Specific Pathogen

Charles River Laboratories Japan, Inc.

日本チャールズリバー株式会社
代表取締役社長 西尾 悦 雄



Eiichi Morimura, D.V.M.
Quality Assurance Director

HEALTH MONITORING REPORT (Second Report, May 2009)

8/9

June 5, 2009

Tested by Charles River Laboratories Japan, Inc.
LOCATION : Tsukuba Breeding Center

Items	Strain	(Mice)		
		JAX [®] Mice Strain C57BL/6J	JAX [®] Mice Strain B6.V-Lepr ^{ob} /J	JAX [®] Mice Strain BKS.Cg-Dock7 ^m +/+ Lepr ^{db} /J
	Genotype		+/+	+ldb
	Area	T-12	T-22	T-22
	Test Date	5/19	5/19	5/19
	Test			
Sendai Virus	○	0/15	0/5	0/5
MHV	○	0/15	0/5	0/5
<i>Mycoplasma pulmonis</i>	○	0/15	0/5	0/5
<i>Clostridium piliforme</i>	○	0/15	0/5	0/5
<i>Corynebacterium kutscheri</i>	◎	0/15	0/5	0/5
<i>Bordetella bronchiseptica</i>	◎	0/15	0/5	0/5
<i>Salmonella</i> spp.	◎	0/15	0/5	0/5
<i>Pasteurella pneumotropica</i>	△	0/15	0/5	0/5
<i>Citrobacter rodentium</i>	△	0/15	0/5	0/5
<i>Syphacia</i> spp.	●	0/15	0/5	0/5
<i>Pseudomonas* aeruginosa</i>	△	0/15	0/5	0/5

Remarks : 1 : ○ = Serology, ◎ = Serology & Bacteriology, △ = Bacteriology, ● = Parasitology
2 : Tested animals were all 8~12 weeks old.


* : Non-Specific Pathogen

Charles River Laboratories Japan, Inc.

Note: JAX[®] is a registered trademark of The Jackson Laboratory. All rights reserved.

Only JAX[®] Mice bred by Charles River Laboratories in Europe and Japan are equivalent in genetic quality to those bred by The Jackson Laboratory.
JAX[®] Mice bred by Charles River Japan are derived from pedigreed foundation stock from The Jackson Laboratory and maintained in accordance with JAX[®] Mice Genetic Quality Program.

日本チャールズリバー株式会社
代表取締役社長 西尾悦雄



Eiichi Morimura
Eiichi Morimura, D.V.M.
Quality Assurance Director

HEALTH MONITORING REPORT (Second Report, May 2009)

June 5, 2009

Tested by Charles River Laboratories Japan, Inc.

LOCATION : Tsukuba Breeding Center


Items	Strain Genotype Area Test Date Test	(Immunodeficient Mice)	
		CAnN.Cg-Foxn1 ^{nu/nu} /CrjCrlj nu/nu T-23 5/19	nu/+ T-23 5/19
Sendai Virus	○	NT ²	0/10
MHV	○	NT	0/10
<i>Mycoplasma pulmonis</i>	○	NT	0/10
<i>Clostridium piliforme</i>	○	NT	0/10
<i>Corynebacterium kutscheri</i>	◎	0/10	0/10
<i>Bordetella bronchiseptica</i>	◎	0/10	0/10
<i>Salmonella</i> spp.	◎	0/10	0/10
<i>Pasteurella pneumotropica</i>	△	0/10	0/10
<i>Staphylococcus aureus</i>	△	0/10	0/10
<i>Citrobacter rodentium</i>	△	0/10	0/10
<i>Pseudomonas aeruginosa</i>	△	0/10	0/10
<i>Syphacia</i> spp.	●	0/10	0/10

Remarks : 1 : ○ = Serology, ◎ = Serology & Bacteriology, △ = Bacteriology, ● = Parasitology

2 : Tested animals were all 8~12 weeks old.

²: Not tested

Charles River Laboratories Japan, Inc.

日本チャールズリバー
代表取締役社長 西尾悦雄

Eiichi Morimura, D.V.M.
Quality Assurance Director

BACTERIOLOGY RESULTS REPORT (May 2009)

May 29, 2009

【Fecal Culture】

Tested by Charles River Laboratories Japan, Inc.
LOCATION : Yokohama Breeding Center

Items	Strain	Genotype	Test Date	(Isolator-Maintained Immunodeficient Mice)
				JAX® Mice Strain NOD.CB17-Prkdc ^{scid} /J <i>scid/scid</i> 5/18
<i>Bordetella bronchiseptica</i>				0/22
<i>Salmonella</i> spp.				0/22
<i>Staphylococcus aureus</i>				0/22
<i>Citrobacter rodentium</i>				0/22
<i>Pseudomonas aeruginosa</i>				0/22



Note: JAX® is a registered trademark of The Jackson Laboratory. All rights reserved.


Only JAX® Mice strains bred by Charles River Laboratories in Europe and Japan are equivalent in genetic quality to those bred by The Jackson Laboratory.

JAX® Mice bred by Charles River Japan are derived from pedigreed foundation stock from The Jackson Laboratory and maintained in accordance with JAX® Mice Genetic Quality Program.

Charles River Laboratories Japan, Inc.

日本チャールズ・リバー株式会社
代表取締役社長 (西尾悦雄)


Eiichi Morimura, D.V.M.
Quality Assurance Director

BACTERIOLOGY RESULTS REPORT (May 2009)

May 29, 2009

Tested by Charles River Laboratories Japan, Inc.

LOCATION : Yokohama Breeding Center

【Fecal Culture】

Items	Strain Genotype Test Date	(Isolator-Maintained Immunodeficient Mice)
		CB17/Icr-Prkdc ^{scid} /CrICrlj scid/scid 5/18
<i>Bordetella bronchiseptica</i>		0/28
<i>Salmonella</i> spp.		0/28
<i>Staphylococcus aureus</i>		0/28
<i>Citrobacter rodentium</i>		0/28
<i>Pseudomonas aeruginosa</i>		0/28

Charles River Laboratories Japan, Inc.

日本チャールズリバー株式会社
代表取締役社長 西尾悦雄



Eiichi Morimura, D.V.M.

Quality Assurance Director



LABORATORY REPORT

REPORT DATE : May 29, 2009
LOCATION : Yokohama Breeding Center

SPECIES : Isolator-Maintained Immunodeficient Mice

ITEMS

JAX[®] Mice Strain
NOD.CB17-Prkdc^{scid}/J scid/scid

P. carinii


0/7

Note: JAX[®] is a registered trademark of The Jackson Laboratory. All rights reserved.

Only JAX[®] Mice strains bred by Charles River Laboratories in Europe and Japan are equivalent in genetic quality to those bred by The Jackson Laboratory.

JAX[®] Mice bred by Charles River Japan are derived from pedigreed foundation stock from The Jackson Laboratory and maintained in accordance with JAX[®] Mice Genetic Quality Program.

SAMPLING DATE : April 8, 2009
APPROVAL DATE : May 19, 2009
Tested by Charles River Diagnostics in U.S.A.


Eiichi Morimura, D.V.M.
Quality Assurance Director
Charles River Laboratories Japan, Inc.



LABORATORY REPORT

REPORT DATE : May 29, 2009

LOCATION : Yokohama Breeding Center

SPECIES : Isolator-Maintained Immunodeficient Mice


ITEMS

CB17/Icr-Prkdc^{scid}/CrjCrj scid/scid

P. carinii

0/8

SAMPLING DATE : April 8, 2009
APPROVAL DATE : May 19, 2009
Tested by Charles River Diagnostics in U.S.A.


Eiichi Morimura, D.V.M.
Quality Assurance Director
Charles River Laboratories Japan, Inc.

REPORT DATE : June 5, 2009

LOCATION : Yokohama Breeding Center

SPECIES : Isolator-Maintained Immunodeficient Mice

	ITEMS	C57BL/6NCr1Cr1j*		ITEMS	C57BL/6NCr1Cr1j*
Serology	SENT	0/14	Bacteriology	<i>B. bronchiseptica</i>	0/14
	PVM	0/14		<i>C. kutscheri</i>	0/14
	MHV	0/14		<i>C. rodentium</i>	0/14
	MVM	0/14		<i>H. hepaticus</i>	0/14
	TMEV(GD-VII)	0/14		<i>H. bilis</i>	0/14
	REO	0/14		<i>Helicobacter</i> spp.	0/14
	EDIM	0/14		<i>M. pulmonis</i>	0/14
	MAV	0/14		<i>Salmonella</i> spp.	0/14
	POLY	0/14		<i>S. moniliformis</i>	0/14
	K	0/14		<i>S. pneumoniae</i>	0/14
	MCMV	0/14		<i>P. pneumotropica</i>	0/14
	MTLV	0/14		β · Hemolytic <i>Strep.</i> spp.	0/14
	LCMV	0/14		<i>S. aureus</i>	0/14
	HANT	0/14		<i>P. aeruginosa</i>	0/14
	ECTRO	0/14		<i>C.piliforme</i> (Histopathology)	0/14
	ECUN	0/14		Ectoparasites	0/14
	CARB	0/14		Endoparasites	0/14
MPV	0/14	Enteric Protozoa	0/14		
MPUL	0/14				

Gross Pathology : No significant lesions consistent with an active infectious disease

* : C57BL/6NCr1Cr1j mice were tested as sentinels for JAX[®] Mice Strain NOD.CB17-Prkdc^{scid}/J.

Note: JAX[®] is a registered trademark of The Jackson Laboratory. All rights reserved.


Only JAX[®] Mice strains bred by Charles River Laboratories in Europe and Japan are equivalent in genetic quality to those bred by The Jackson Laboratory.

JAX[®] Mice bred by Charles River Japan are derived from pedigreed foundation stock from The Jackson Laboratory and maintained in accordance with JAX[®] Mice Genetic Quality Program.

SHIPMENT DATE : May 19, 2009

APPROVAL DATE : May 27, 29 & June 1, 2009

Tested by Charles River Diagnostics in U.S.A.



Eiichi Morimura, DVM.
Quality Assurance Director
Charles River Laboratories Japan, Inc.

REPORT DATE : June 5, 2009

LOCATION : Yokohama Breeding Center

SPECIES : Isolator-Maintained Immunodeficient Mice

		JAX [®] Mice Strain
		NOD.CB17-Prkdc ^{scid} /J scid/scid
ITEMS		
	<i>B. bronchiseptica</i>	0/7
	<i>C. kutscheri</i>	0/7
	<i>C. rodentium</i>	0/7
	<i>H. hepaticus</i>	0/7
	<i>H. bilis</i>	0/7
	<i>Helicobacter</i> spp.	0/7
Bacteriology	<i>M. pulmonis</i>	0/7
	<i>Salmonella</i> spp.	0/7
	<i>S. moniliformis</i>	0/7
	<i>S. pneumoniae</i>	0/7
	<i>P. pneumotropica</i>	0/7
	β · Hemolytic <i>Strep.</i> spp.	0/7
	<i>S. aureus</i>	0/7
	<i>P. aeruginosa</i>	0/7
	<i>C. piliforme</i> (Histopathology)	0/7
Parasitology	Ectoparasites	0/7
	Endoparasites	0/7
	Enteric Protozoa	0/7

Gross Pathology : No significant lesions consistent with an active infectious disease

Note: JAX[®] is a registered trademark of The Jackson Laboratory. All rights reserved.

Only JAX[®] Mice strains bred by Charles River Laboratories in Europe and Japan are equivalent in genetic quality to those bred by The Jackson Laboratory.


JAX[®] Mice bred by Charles River Japan are derived from pedigreed foundation stock from The Jackson Laboratory

and maintained in accordance with JAX[®] Mice Genetic Quality Program.

SHIPMENT DATE : May 19, 2009

APPROVAL DATE : May 27, 29 & June 1, 2009

Tested by Charles River Diagnostics in U.S.A.



Eiichi Morimura, D.V.M.
Quality Assurance Director
Charles River Laboratories Japan, Inc.

SPECIES : Isolator-Maintained Immunodeficient Mice

	ITEMS	C57BL/6NCrCrIj*		ITEMS	C57BL/6NCrCrIj*
Serology	SEND	0/16	Bacteriology	<i>B. bronchiseptica</i>	0/16
	PVM	0/16		<i>C. kutscheri</i>	0/16
	MHV	0/16		<i>C. rodentium</i>	0/16
	MVM	0/16		<i>H. hepaticus</i>	0/16
	TMEV(GD-VII)	0/16		<i>H. bilis</i>	0/16
	REO	0/16		<i>Helicobacter</i> spp.	0/16
	EDIM	0/16		<i>M. pulmonis</i>	0/16
	MAV	0/16		<i>Salmonella</i> spp.	0/16
	POLY	0/16		<i>S. moniliformis</i>	0/16
	K	0/16		<i>S. pneumoniae</i>	0/16
	MCMV	0/16		<i>P. pneumotropica</i>	0/16
	MTLV	0/16		β - Hemolytic <i>Strep.</i> spp.	0/16
	LCMV	0/16		<i>S. aureus</i>	0/16
	HANT	0/16		<i>P. aeruginosa</i>	0/16
	ECTRO	0/16		<i>C. piliforme</i> (Histopathology)	0/16
	ECUN	0/16		Parasitology	Ectoparasites
CARB	0/16	Endoparasites	0/16		
MPV	0/16	Enteric Protozoa	0/16		
MPUL	0/16				


Gross Pathology : No significant lesions consistent with an active infectious disease

* : C57BL/6NCrCrIj mice were tested as sentinels for CB17/lcr-Prkdc^{scid}/CrIcrIj.

SHIPMENT DATE : May 19, 2009

APPROVAL DATE : May 26,27,29 & June 1, 2009

Tested by Charles River Diagnostics in U.S.A.



Eiichi Morimura, D.V.M.
Quality Assurance Director
Charles River Laboratories Japan, Inc.


REPORT DATE : June 5, 2009
LOCATION : Yokohama Breeding Center

SPECIES : Isolator-Maintained Immunodeficient Mice

	ITEMS	CB17/Icr-Prkdc ^{scid} /CriCrIj scid/scid
	<i>B. bronchiseptica</i>	0/8
	<i>C. kutscheri</i>	0/8
	<i>C. rodentium</i>	0/8
	<i>H. hepaticus</i>	0/8
	<i>H. bilis</i>	0/8
	<i>Helicobacter</i> spp.	0/8
Bacteriology	<i>M. pulmonis</i>	0/8
	<i>Salmonella</i> spp.	0/8
	<i>S. moniliformis</i>	0/8
	<i>S. pneumoniae</i>	0/8
	<i>P. pneumotropica</i>	0/8
	β - Hemolytic <i>Strep.</i> spp.	0/8
	<i>S. aureus</i>	0/8
	<i>P. aeruginosa</i>	0/8
	<i>C. piliforme</i> (Histopathology)	0/8
Parasitology	Ectoparasites	0/8
	Endoparasites	0/8
	Enteric Protozoa	0/8

Gross Pathology : No significant lesions consistent with an active infectious disease

SHIPMENT DATE : May 19, 2009
APPROVAL DATE : May 26,27,29 & June 1, 2009
Tested by Charles River Diagnostics in U.S.A.



Eiichi Morimura, D.V.M.
Quality Assurance Director
Charles River Laboratories Japan, Inc.

REPORT DATE : June 5, 2009

LOCATION : Yokohama Breeding Center

SPECIES : Isolator-Maintained Immunodeficient Mice

ITEMS	JAX [®] Mice Strain
	NOD.CB17-Prkdc ^{scid} /J scid/scid
<i>P. carinii</i>	0/7

Remarks : Mouse lungs were examined pathologically.

Note: JAX[®] is a registered trademark of The Jackson Laboratory. All rights reserved.


Only JAX[®] Mice strains bred by Charles River Laboratories in Europe and Japan are equivalent in genetic quality to those bred by The Jackson Laboratory.

JAX[®] Mice bred by Charles River Japan are derived from pedigree foundation stock from The Jackson Laboratory and maintained in accordance with JAX[®] Mice Genetic Quality Program.

SHIPMENT DATE : May 19, 2009

APPROVAL DATE : May 29 & June 1, 2009

Tested by Charles River Diagnostics in U.S.A.


Eiichi Morimura, D.V.M.
Quality Assurance Director
Charles River Laboratories Japan, Inc.


REPORT DATE : June 5, 2009
LOCATION : Yokohama Breeding Center

SPECIES : Isolator-Maintained Immunodeficient Mice

ITEMS	CB17/Icr-Prkdc ^{scid} /CrjCrlj scid/scid
<i>P. carinii</i>	0/8

Remarks : Mouse lungs were examined pathologically.

SHIPMENT DATE : May 19, 2009
APPROVAL DATE : June 1, 2009
Tested by Charles River Diagnostics in U.S.A.


Eiichi Morimura, D.V.M.
Quality Assurance Director
Charles River Laboratories Japan, Inc.



LABORATORY REPORT
SEROLOGY


REPORT DATE : May 29, 2009
LOCATION : Atsugi Breeding Center

SPECIES : Mice

ITEMS	AREA 11	AREA 13	AREA 23
SEND	0/10	0/10	0/10
PVM	0/10	0/10	0/10
MHV	0/10	0/10	0/10
MVM	0/10	0/10	0/10
TMEV(GD-VII)	0/10	0/10	0/10
REO	0/10	0/10	0/10
MPUL	0/10	0/10	0/10
MPV	0/10	0/10	0/10
EDIM	0/10	0/10	0/10

STRAIN	AREA 11	AREA 13	AREA 23
	SJL/JOrlCrjCrj	C57BL/6NCrjCrj	BALB/cAnNCrjCrj
	NC/NgaTndCrj	DBA/2NCrjCrj	DBA/2NCrjCrj
	CBA/JNCrj	B6D2F1/Crj	CD2F1/Crj
	Crj:CD1(ICR)		

SAMPLING DATE : April 6,7,13,14,15,20,21,22,27 & 28, 2009
APPROVAL DATE : May 21, 2009
Tested by Charles River Diagnostics in U.S.A.


Eiichi Morimura, D.V.M.
Quality Assurance Director
Charles River Laboratories Japan, Inc.

SPECIES : Immunodeficient Mice


ITEMS	AREA 12	AREA 24
SEND	0/10	0/10
PVM	0/10	0/10
MHV	0/10	0/10
MVM	0/10	0/10
TMEV(GD-VII)	0/10	0/10
REO	0/10	0/10
MPUL	0/10	0/10
MPV	0/10	0/10
EDIM	0/10	0/10

STRAIN

CAnN.Cg-Foxn1tm/CrjCrj
Crj:CD1-Foxn1tm

CAnN.Cg-Foxn1tm/CrjCrj

SAMPLING DATE : April 6,7,13,14,15,20,21,22,27 & 28, 2009
APPROVAL DATE : May 21, 2009
Tested by Charles River Diagnostics in U.S.A.



Eiichi Morimura, D.V.M.
Quality Assurance Director
Charles River Laboratories Japan, Inc.

LABORATORY REPORT
SEROLOGY

3/8


REPORT DATE : May 29, 2009
LOCATION : Atsugi Breeding Center

SPECIES : Rats

ITEMS	AREA 15	AREA 21	AREA 22	AREA 25
SEND	0/10	0/10	0/10	0/10
PVM	0/10	0/10	0/10	0/10
SDAV	0/10	0/10	0/10	0/10
KRV	0/10	0/10	0/10	0/10
H-1	0/10	0/10	0/10	0/10
REO	0/10	0/10	0/10	0/10
MPUL	0/10	0/10	0/10	0/10
RPV	0/10	0/10	0/10	0/10
RMV	0/10	0/10	0/10	0/10

STRAIN	F344/DuCrI CrIj	F344/DuCrI CrIj SHR/NCrI CrIj WKY/NCrI CrIj ZDF- <i>Lepr^{fa}</i> /CrI CrIj	CrI:CD(SD)	CrIj:ZUC- <i>Lepr^{fa}</i>
--------	-----------------	--	------------	------------------------------------

SAMPLING DATE : April 6,7,13,14,15,20,21,22,27 & 28, 2009
APPROVAL DATE : May 21, 2009
Tested by Charles River Diagnostics in U.S.A.



Eiichi Morimura, D.V.M.
Quality Assurance Director
Charles River Laboratories Japan, Inc.

LABORATORY REPORT
SEROLOGY

REPORT DATE : May 29, 2009
LOCATION : Hino Breeding Center

SPECIES : Mice


ITEMS	AREA 12	AREA 23
SEND	0/10	0/10
PVM	0/10	0/10
MHV	0/10	0/10
MVM	0/10	0/10
TMEV(GD-VII)	0/10	0/10
REO	0/10	0/10
MPUL	0/10	0/10
MPV	0/10	0/10
EDIM	0/10	0/10

STRAIN

Crj:CD1(ICR)
C57BL/6NCrCrj
C3H/HeNCrCrj
B6C3F1/Crj

BALB/cAnNCrCrj
DBA/1JNCrj

SAMPLING DATE : April 6,7,13,14,15,20,21,22,27 & 28, 2009
APPROVAL DATE : May 21, 2009
Tested by Charles River Diagnostics in U.S.A.



Eiichi Morimura, D.V.M.
Quality Assurance Director
Charles River Laboratories Japan, Inc.

LABORATORY REPORT
SEROLOGY


REPORT DATE : May 29, 2009
LOCATION : Hino Breeding Center

SPECIES : Rats

ITEMS	AREA 11	AREA 13	AREA 21
SEND	0/10	0/10	0/10
PVM	0/10	0/10	0/10
SDAV	0/10	0/10	0/10
KRV	0/10	0/10	0/10
H-1	0/10	0/10	0/10
REO	0/10	0/10	0/10
MPUL	0/10	0/10	0/10
RPV	0/10	0/10	0/10
RMV	0/10	0/10	0/10

STRAIN	Cr:CD(SD) Cr:WI(Han)	LEW/CrCrj BN/CrCrj	Cr:CD(SD)
--------	-------------------------	-----------------------	-----------

SAMPLING DATE : April 6,7,13,14,15,20,21,22,27 & 28, 2009
APPROVAL DATE : May 21, 2009
Tested by Charles River Diagnostics in U.S.A.



Eiichi Morimura, D.V.M.
Quality Assurance Director
Charles River Laboratories Japan, Inc.

SPECIES : Mice

ITEMS	AREA 12	AREA 22
SEND	0/10	0/10
PVM	0/10	0/10
MHV	0/10	0/10
MVM	0/10	0/10
TMEV(GD-VII)	0/10	0/10
REO	0/10	0/10
MPUL	0/10	0/10
MPV	0/10	0/10
EDIM	0/10	0/10

STRAIN

JAX[®] Mice Strain
C57BL/6J

JAX[®] Mice Strain
B6.V-Lep^{ob} /J
BKS.Cg-Dock7^m +/- Lepr^{db} /J

Note: JAX[®] is a registered trademark of The Jackson Laboratory. All rights reserved.


Only JAX[®] Mice strains bred by Charles River Laboratories in Europe and Japan are equivalent in genetic quality to those bred by The Jackson Laboratory.

JAX[®] Mice bred by Charles River Japan are derived from pedigreed foundation stock from The Jackson Laboratory and maintained in accordance with JAX[®] Mice Genetic Quality Program.

SAMPLING DATE : April 6,7,13,14,15,20,21,22,27 & 28, 2009

APPROVAL DATE : May 21, 2009

Tested by Charles River Diagnostics in U.S.A.



Eiichi Morimura, D.V.M.
Quality Assurance Director
Charles River Laboratories Japan, Inc.

LABORATORY REPORT
SEROLOGY

7/8

REPORT DATE : May 29, 2009
LOCATION : Tsukuba Breeding Center


SPECIES : Immunodeficient Mice

ITEMS	AREA 23
SEND	0/10
PVM	0/10
MHV	0/10
MVM	0/10
TMEV(GD-VII)	0/10
REO	0/10
MPUL	0/10
MPV	0/10
EDIM	0/10

STRAIN

CAnN.Cg-*Foxn1*tm/CrjCrlj

SAMPLING DATE : April 6,7,13,14,15,20,21,22,27 & 28, 2009
APPROVAL DATE : May 21, 2009
Tested by Charles River Diagnostics in U.S.A.


Eiichi Morimura, D.V.M.
Quality Assurance Director
Charles River Laboratories Japan, Inc.

LABORATORY REPORT
SEROLOGY

REPORT DATE : May 29, 2009
LOCATION : Tsukuba Breeding Center

SPECIES : Rats

ITEMS	AREA 11	AREA 21
SEND	0/10	0/10
PVM	0/10	0/10
SDAV	0/10	0/10
KRV	0/10	0/10
H-1	0/10	0/10
REO	0/10	0/10
MPUL	0/10	0/10
RPV	0/10	0/10
RMV	0/10	0/10

STRAIN

Crj:WI
LEW/CrjCrj

Crj:CD(SD)

SAMPLING DATE : April 6,7,13,14,15,20,21,22,27 & 28, 2009

APPROVAL DATE : May 21, 2009

Tested by Charles River Diagnostics in U.S.A.



Eiichi Morimura, D.V.M.

Quality Assurance Director

Charles River Laboratories Japan, Inc.



LABORATORY REPORT
SEROLOGY

REPORT DATE : May 29, 2009
LOCATION : Yokohama Breeding Center

SPECIES : Isolator-Maintained Immunodeficient Mice

ITEMS

SEND	0/7
PVM	0/7
MHV	0/7
MVM	0/7
TMEV(GD-VII)	0/7
REO	0/7
MPUL	0/7
MPV	0/7
EDIM	0/7

STRAIN

JAX[®] Mice Strain NOD.CB17-Prkdc^{scid}/J
C57BL/6NCrCrj *

Note: JAX[®] is a registered trademark of The Jackson Laboratory. All rights reserved.

Only JAX[®] Mice strains bred by Charles River Laboratories in Europe and Japan are equivalent in genetic quality to those bred by The Jackson Laboratory.

JAX[®] Mice bred by Charles River Japan are derived from pedigreed foundation stock from The Jackson Laboratory

and maintained in accordance with JAX[®] Mice Genetic Quality Program.

* : C57BL/6NCrCrj mice were tested as sentinels for JAX[®] Mice Strain NOD.CB17-Prkdc^{scid}/J mice.

SAMPLING DATE : April 8, 2009

APPROVAL DATE : May 21, 2009

Tested by Charles River Diagnostics in U.S.A.

Eiichi Morimura, D.V.M.
Quality Assurance Director

Charles River Laboratories Japan, Inc.



LABORATORY REPORT
SEROLOGY

REPORT DATE : May 29, 2009
LOCATION : Yokohama Breeding Center

SPECIES : Isolator-Maintained Immunodeficient Mice

ITEMS


SEND	0/8
PVM	0/8
MHV	0/8
MVM	0/8
TMEV(GD-VII)	0/8
REO	0/8
MPUL	0/8
MPV	0/8
EDIM	0/8

STRAIN

CB17/Icr-Prkdc^{scid}/CrIcrlj
C57BL/6NCrIcrlj *

* : C57BL/6NCrIcrlj mice were tested as sentinels for CB17/Icr-Prkdc^{scid}/CrIcrlj mice.

SAMPLING DATE : April 8, 2009
APPROVAL DATE : May 21, 2009
Tested by Charles River Diagnostics in U.S.A.


Eiichi Morimura, D.V.M.
Quality Assurance Director
Charles River Laboratories Japan, Inc.