

HEALTH MONITORING REPORT

(Second Report, July 2009)

August 7, 2009

Tested by Charles River Laboratories Japan, Inc.

LOCATION : Atsugi Breeding Center

| Items | Strain Genotype Area Test Date Test | (Rats) | | | | | | |
|----------------------------------|---|---------------|-----------------------------|--------------|--------------|---|--------------|---|
| | | F344/DuCrjCrj | F344/DuCrjCrj ^{*3} | SHR/NCrjCrj | WKY/NCrjCrj | ZDF- <i>Lepr</i> ^{fa} /CrjCrj ?/+ | Crj:CD(SD) | Crj:ZUC- <i>Lepr</i> ^{fa} ?/+ |
| | | A-15 7/29 | A-21 7/29 | A-21 7/29 | A-21 7/29 | A-21 7/29 | A-22 7/29 | A-25 7/29 |
| Sendai Virus | ○ | 0/10 | 0/5 | 0/5 | 0/5 | 0/5 | 0/20 | 0/10 |
| MHV (SDAV) | ○ | 0/10 | 0/5 | 0/5 | 0/5 | 0/5 | 0/20 | 0/10 |
| <i>Mycoplasma pulmonis</i> | ○ | 0/10 | 0/5 | 0/5 | 0/5 | 0/5 | 0/20 | 0/10 |
| <i>Clostridium piliforme</i> | ○ | 0/10 | 0/5 | 0/5 | 0/5 | 0/5 | 0/20 | 0/10 |
| <i>Corynebacterium kutscheri</i> | ◎ | 0/10 | 0/5 | 0/5 | 0/5 | 0/5 | 0/20 | 0/10 |
| <i>Bordetella bronchiseptica</i> | ◎ | 0/10 | 0/5 | 0/5 | 0/5 | 0/5 | 0/20 | 0/10 |
| <i>Salmonella</i> spp. | ◎ | 0/10 | 0/5 | 0/5 | 0/5 | 0/5 | 0/20 | 0/10 |
| <i>Pasteurella pneumotropica</i> | △ | 0/10 | 0/5 | 0/5 | 0/5 | 0/5 | 0/20 | 0/10 |
| <i>Syphacia</i> spp. | ● | 0/10 | 0/5 | 0/5 | 0/5 | 0/5 | 0/20 | 0/10 |
| <i>Pseudomonas* aeruginosa</i> | △ | 0/10 | 0/5 | 0/5 | 0/5 | 0/5 | 0/20 | 0/10 |

Remarks : 1 : ○ = Serology, ◎ = Serology & Bacteriology, △ = Bacteriology, ● = Parasitology



2 : Tested animals - no mark : 8~12 weeks old.

* : Non-Specific Pathogen

*³ : Tested animals were 15 weeks old.

Charles River Laboratories Japan, Inc.

日本チャールズリバー株式会社
代表取締役社長 西尾悦雄

Eiichi Morimura
Eiichi Morimura, D.V.M.
Quality Assurance Director

HEALTH MONITORING REPORT (Second Report, July 2009)

August 7, 2009

Tested by Charles River Laboratories Japan, Inc.

LOCATION : Atsugi Breeding Center


| Items | Strain Area Test Date Test | (Mice) | | | |
|----------------------------------|----------------------------------|----------------|--------------|--------------|--------------|
| | | SJL/JOrlCrjCrj | NC/NgaTndCrj | CBA/JNCrj | Crj:CD1(ICR) |
| | | A-11 7/27 | A-11 7/27 | A-11 7/27 | A-11 7/27 |
| Sendai Virus | ○ | 0/5 | 0/5 | 0/5 | 0/5 |
| MHV | ○ | 0/5 | 0/5 | 0/5 | 0/5 |
| <i>Mycoplasma pulmonis</i> | ○ | 0/5 | 0/5 | 0/5 | 0/5 |
| <i>Clostridium piliforme</i> | ○ | 0/5 | 0/5 | 0/5 | 0/5 |
| <i>Corynebacterium kutscheri</i> | ◎ | 0/5 | 0/5 | 0/5 | 0/5 |
| <i>Bordetella bronchiseptica</i> | ◎ | 0/5 | 0/5 | 0/5 | 0/5 |
| <i>Salmonella</i> spp. | ◎ | 0/5 | 0/5 | 0/5 | 0/5 |
| <i>Pasteurella pneumotropica</i> | △ | 0/5 | 0/5 | 0/5 | 0/5 |
| <i>Citrobacter rodentium</i> | △ | 0/5 | 0/5 | 0/5 | 0/5 |
| <i>Syphacia</i> spp. | ● | 0/5 | 0/5 | 0/5 | 0/5 |
| <i>Pseudomonas* aeruginosa</i> | △ | 0/5 | 0/5 | 0/5 | 0/5 |

Remarks : 1 : ○ = Serology, ◎ = Serology & Bacteriology, △ = Bacteriology, ● = Parasitology

2 : Tested animals were all 8~12 weeks old.

* : Non-Specific Pathogen

Charles River Laboratories Japan, Inc.

日本チャールズリバー株式会社
代表取締役社長 西尾悦雄

 Eiichi Morimura, D.V.M.
 Quality Assurance Director

HEALTH MONITORING REPORT

(Second Report, July 2009)

August 7, 2009

Tested by Charles River Laboratories Japan, Inc.

LOCATION : Atsugi Breeding Center

| Items | Strain Area Test Date Test | (Mice) | | | |
|----------------------------------|----------------------------------|--------------------------------|------------------------------|---------------------------------|------------------------------|
| | | C57BL/6NCrCrIj A-13 7/27 | DBA/2NCrCrIj A-13 7/27 | BALB/cAnNCrCrIj A-23 7/27 | DBA/2NCrCrIj A-23 7/27 |
| Sendai Virus | ○ | 0/5 | 0/5 | 0/5 | 0/5 |
| MHV | ○ | 0/5 | 0/5 | 0/5 | 0/5 |
| <i>Mycoplasma pulmonis</i> | ○ | 0/5 | 0/5 | 0/5 | 0/5 |
| <i>Clostridium piliforme</i> | ○ | 0/5 | 0/5 | 0/5 | 0/5 |
| <i>Corynebacterium kutscheri</i> | ◎ | 0/5 | 0/5 | 0/5 | 0/5 |
| <i>Bordetella bronchiseptica</i> | ◎ | 0/5 | 0/5 | 0/5 | 0/5 |
| <i>Salmonella</i> spp. | ◎ | 0/5 | 0/5 | 0/5 | 0/5 |
| <i>Pasteurella pneumotropica</i> | △ | 0/5 | 0/5 | 0/5 | 0/5 |
| <i>Citrobacter rodentium</i> | △ | 0/5 | 0/5 | 0/5 | 0/5 |
| <i>Syphacia</i> spp. | ● | 0/5 | 0/5 | 0/5 | 0/5 |
| <i>Pseudomonas aeruginosa</i> * | △ | 0/5 | 0/5 | 0/5 | 0/5 |

Remarks : 1 : ○ = Serology, ◎ = Serology & Bacteriology, △ = Bacteriology, ● = Parasitology

2 : Tested animals were all 8~12 weeks old.

3 : B6D2F1/CrIj mice were judged by the results of C57BL/6NCrCrIj mice and DBA/2NCrCrIj mice.

4 : CD2F1/CrIj mice were judged by the results of BALB/cAnNCrCrIj mice and DBA/2NCrCrIj mice.

* : Non-Specific Pathogen

Charles River Laboratories Japan, Inc.

日本チャールズリバー株式会社
代表取締役社長 西尾悦雄



Etichi Morimura
Etichi Morimura, D.V.M.

Quality Assurance Director

HEALTH MONITORING REPORT (Second Report, July 2009)

August 7, 2009

Tested by Charles River Laboratories Japan, Inc.

LOCATION : Atsugi Breeding Center

| Items | Strain Genotype Area Test Date Test | (Immunodeficient Mice) | | | | | |
|----------------------------------|---|--|------|--------------------------------|------|--|------|
| | | CAnN.Cg-Foxn1 ^{nu/nu} /CrjCrj | | Crj;CD1-Foxn1 ^{nu/nu} | | CAnN.Cg-Foxn1 ^{nu/nu} /CrjCrj | |
| | | nu/nu | nu/+ | nu/nu | nu/+ | nu/nu | nu/+ |
| | | A-12 | A-12 | A-12 | A-12 | A-24 | A-24 |
| Sendai Virus | ○ | NT ^{*2} | 0/5 | NT | 0/5 | NT | 0/10 |
| MHV | ○ | NT | 0/5 | NT | 0/5 | NT | 0/10 |
| <i>Mycoplasma pulmonis</i> | ○ | NT | 0/5 | NT | 0/5 | NT | 0/10 |
| <i>Clostridium piliforme</i> | ○ | NT | 0/5 | NT | 0/5 | NT | 0/10 |
| <i>Corynebacterium kutscheri</i> | ◎ | 0/5 | 0/5 | 0/5 | 0/5 | 0/10 | 0/10 |
| <i>Bordetella bronchiseptica</i> | ◎ | 0/5 | 0/5 | 0/5 | 0/5 | 0/10 | 0/10 |
| <i>Salmonella</i> spp. | ◎ | 0/5 | 0/5 | 0/5 | 0/5 | 0/10 | 0/10 |
| <i>Pasteurella pneumotropica</i> | △ | 0/5 | 0/5 | 0/5 | 0/5 | 0/10 | 0/10 |
| <i>Staphylococcus aureus</i> | △ | 0/5 | 0/5 | 0/5 | 0/5 | 0/10 | 0/10 |
| <i>Citrobacter rodentium</i> | △ | 0/5 | 0/5 | 0/5 | 0/5 | 0/10 | 0/10 |
| <i>Pseudomonas aeruginosa</i> | △ | 0/5 | 0/5 | 0/5 | 0/5 | 0/10 | 0/10 |
| <i>Syphacia</i> spp. | ● | 0/5 | 0/5 | 0/5 | 0/5 | 0/10 | 0/10 |

Remarks : 1 : ○ = Serology, ◎ = Serology & Bacteriology, △ = Bacteriology, ● = Parasitology

2 : Tested animals were all 8~12 weeks old.

*2 : Not tested

Charles River Laboratories Japan, Inc.

日本チャールズリバー株式会社
代表取締役社長 西尾悦雄



Eiichi Morimura
Eiichi Morimura, D.V.M.
Quality Assurance Director

HEALTH MONITORING REPORT (Second Report, July 2009)

August 7, 2009

Tested by Charles River Laboratories Japan, Inc.

LOCATION : Hino Breeding Center

| Items | Strain Area Test Date Test | (Mice) | | | | |
|----------------------------------|----------------------------------|--------------|---------------|--------------|----------------|--------------|
| | | Crj:CD1(ICR) | C57BL/6NCrCrj | C3H/HeNCrCrj | BALB/cAnNCrCrj | DBA/1JNCrj |
| | | H-12 7/28 | H-12 7/28 | H-12 7/28 | H-23 7/28 | H-23 7/28 |
| Sendai Virus | ○ | 0/5 | 0/5 | 0/5 | 0/10 | 0/5 |
| MHV | ○ | 0/5 | 0/5 | 0/5 | 0/10 | 0/5 |
| <i>Mycoplasma pulmonis</i> | ○ | 0/5 | 0/5 | 0/5 | 0/10 | 0/5 |
| <i>Clostridium piliforme</i> | ○ | 0/5 | 0/5 | 0/5 | 0/10 | 0/5 |
| <i>Corynebacterium kutscheri</i> | ◎ | 0/5 | 0/5 | 0/5 | 0/10 | 0/5 |
| <i>Bordetella bronchiseptica</i> | ◎ | 0/5 | 0/5 | 0/5 | 0/10 | 0/5 |
| <i>Salmonella</i> spp. | ◎ | 0/5 | 0/5 | 0/5 | 0/10 | 0/5 |
| <i>Pasteurella pneumotropica</i> | △ | 0/5 | 0/5 | 0/5 | 0/10 | 0/5 |
| <i>Citrobacter rodentium</i> | △ | 0/5 | 0/5 | 0/5 | 0/10 | 0/5 |
| <i>Syphacia</i> spp. | ● | 0/5 | 0/5 | 0/5 | 0/10 | 0/5 |
| <i>Pseudomonas* aeruginosa</i> | △ | 0/5 | 0/5 | 0/5 | 0/10 | 0/5 |

Remarks : 1 : ○ = Serology, ◎ = Serology & Bacteriology, △ = Bacteriology, ● = Parasitology

2 : Tested animals were all 8~12 weeks old.

3 : B6C3F1/Crj mice were judged by the results of C57BL/6NCrCrj mice and C3H/HeNCrCrj mice.

* : Non-Specific Pathogen

Charles River Laboratories Japan, Inc.

日本チャールズリバー株式会社
代表取締役社長 西尾悦雄



Eiichi Morimura
Eiichi Morimura, D.V.M.
Quality Assurance Director

HEALTH MONITORING REPORT (Second Report, July 2009)

August 7, 2009

Tested by Charles River Laboratories Japan, Inc.

LOCATION : Hino Breeding Center

| Items | Strain Area Test Date Test | (Rats) | | | | |
|----------------------------------|----------------------------------|--------------|--------------|--------------|--------------|--------------|
| | | Crl:CD(SD) | Crl:WI(Han) | LEW/CrlCrlj | BN/CrlCrlj | Crl:CD(SD) |
| | | H-11 7/28 | H-11 7/28 | H-13 7/28 | H-13 7/28 | H-21 7/28 |
| Sendai Virus | ○ | 0/10 | 0/5 | 0/10 | 0/5 | 0/15 |
| MHV (SDAV) | ○ | 0/10 | 0/5 | 0/10 | 0/5 | 0/15 |
| <i>Mycoplasma pulmonis</i> | ○ | 0/10 | 0/5 | 0/10 | 0/5 | 0/15 |
| <i>Clostridium piliforme</i> | ○ | 0/10 | 0/5 | 0/10 | 0/5 | 0/15 |
| <i>Corynebacterium kutscheri</i> | ◎ | 0/10 | 0/5 | 0/10 | 0/5 | 0/15 |
| <i>Bordetella bronchiseptica</i> | ◎ | 0/10 | 0/5 | 0/10 | 0/5 | 0/15 |
| <i>Salmonella</i> spp. | ◎ | 0/10 | 0/5 | 0/10 | 0/5 | 0/15 |
| <i>Pasteurella pneumotropica</i> | △ | 0/10 | 0/5 | 0/10 | 0/5 | 0/15 |
| <i>Syphacia</i> spp. | ● | 0/10 | 0/5 | 0/10 | 0/5 | 0/15 |
| <i>Pseudomonas* aeruginosa</i> | △ | 0/10 | 0/5 | 0/10 | 0/5 | 0/15 |

Remarks : 1 : ○ = Serology, ◎ = Serology & Bacteriology, △ = Bacteriology, ● = Parasitology

2 : Tested animals were all 8~12 weeks old.

* : Non-Specific Pathogen

Charles River Laboratories Japan, Inc.

日本チャールズ・リバー株式会社
代表取締役社長(西尾悦)



Eiichi Morimura
Eiichi Morimura, D.V.M.
Quality Assurance Director

HEALTH MONITORING REPORT (Second Report, July 2009)

August 7, 2009

Tested by Charles River Laboratories Japan, Inc.


LOCATION : Tsukuba Breeding Center


| Items | Strain Area Test Date Test | (Rats) | | |
|----------------------------------|----------------------------------|------------------------|----------------------------|----------------------------|
| | | Crj:WI T-11 7/22 | LEW/CrjCrj T-11 7/22 | Crj:CD(SD) T-21 7/22 |
| Sendai Virus | ○ | 0/10 | 0/5 | 0/15 |
| MHV (SDAV) | ○ | 0/10 | 0/5 | 0/15 |
| <i>Mycoplasma pulmonis</i> | ○ | 0/10 | 0/5 | 0/15 |
| <i>Clostridium piliforme</i> | ○ | 0/10 | 0/5 | 0/15 |
| <i>Corynebacterium kutscheri</i> | ◎ | 0/10 | 0/5 | 0/15 |
| <i>Bordetella bronchiseptica</i> | ◎ | 0/10 | 0/5 | 0/15 |
| <i>Salmonella</i> spp. | ◎ | 0/10 | 0/5 | 0/15 |
| <i>Pasteurella pneumotropica</i> | △ | 0/10 | 0/5 | 0/15 |
| <i>Syphacia</i> spp. | ● | 0/10 | 0/5 | 0/15 |
| <i>Pseudomonas* aeruginosa</i> | △ | 0/10 | 0/5 | 0/15 |

Remarks : 1 : ○ = Serology, ◎ = Serology & Bacteriology, △ = Bacteriology, ● = Parasitology
 2 : Tested animals were all 8~12 weeks old.
 * : Non-Specific Pathogen

Charles River Laboratories Japan, Inc.

日本チャールズ・リバー株式会社
 代表取締役社長 西尾悦雄




 Eiichi Morimura, D.V.M.
 Quality Assurance Director

HEALTH MONITORING REPORT

(Second Report, July 2009)

August 7, 2009

Tested by Charles River Laboratories Japan, Inc.

LOCATION : Tsukuba Breeding Center

| Items | Strain | (Mice) | | |
|----------------------------------|---------------|--|---|--|
| | | JAX [®] Mice Strain C57BL/6J | JAX [®] Mice Strain B6.V- <i>Lep^{ob}/J</i> <i>ob/ob</i> | JAX [®] Mice Strain BKS.Cg- <i>Dock7^m +/+ Lepr^{dh}/J</i> <i>db/db</i> |
| | Genotype Area | T-12 | T-22 | T-22 |
| | Test Date | 7/22 | 7/22 | 7/22 |
| Sendai Virus | ○ | 0/15 | 0/5 | 0/5 |
| MHV | ○ | 0/15 | 0/5 | 0/5 |
| <i>Mycoplasma pulmonis</i> | ○ | 0/15 | 0/5 | 0/5 |
| <i>Clostridium piliforme</i> | ○ | 0/15 | 0/5 | 0/5 |
| <i>Corynebacterium kutscheri</i> | ◎ | 0/15 | 0/5 | 0/5 |
| <i>Bordetella bronchiseptica</i> | ◎ | 0/15 | 0/5 | 0/5 |
| <i>Salmonella</i> spp. | ◎ | 0/15 | 0/5 | 0/5 |
| <i>Pasteurella pneumotropica</i> | △ | 0/15 | 0/5 | 0/5 |
| <i>Citrobacter rodentium</i> | △ | 0/15 | 0/5 | 0/5 |
| <i>Syphacia</i> spp. | ● | 0/15 | 0/5 | 0/5 |
| <i>Pseudomonas* aeruginosa</i> | △ | 0/15 | 0/5 | 0/5 |

Remarks : 1 : ○ = Serology, ◎ = Serology & Bacteriology, △ = Bacteriology, ● = Parasitology

2 : Tested animals were all 8~12 weeks old.

* : Non-Specific Pathogen

Note: JAX[®] is a registered trademark of The Jackson Laboratory. All rights reserved.Only JAX[®] Mice strains bred by Charles River Laboratories in Europe and Japan are equivalent in genetic quality to those bred by The Jackson Laboratory.JAX[®] Mice bred by Charles River Japan are derived from pedigreed foundation stock from The Jackson Laboratoryand maintained in accordance with JAX[®] Mice Genetic Quality Program.日本チャールズ
代表取締役社長

Charles River Laboratories Japan, Inc.

Eiichi Morimura, D.V.M.
Quality Assurance Director

HEALTH MONITORING REPORT (Second Report, July 2009)

August 7, 2009

Tested by Charles River Laboratories Japan, Inc.

LOCATION : Tsukuba Breeding Center

| Items | Strain Genotype Area Test Date Test | (Immunodeficient Mice) | |
|--------------------------------------|---|--|----------------------|
| | | CAnN.Cg-Foxn1 tm /CrjCrj nu/nu T-23 7/22 | nu/+ T-23 7/22 |
| Sendai Virus | ○ | NT ² | 0/10 |
| MHV | ○ | NT | 0/10 |
| <i>Mycoplasma pneumoniae</i> | ○ | NT | 0/10 |
| <i>Clostridium piliforme</i> | ○ | NT | 0/10 |
| <i>Corynebacterium kutscheri</i> | ◎ | 0/10 | 0/10 |
| <i>Bordetella bronchiseptica</i> | ◎ | 0/10 | 0/10 |
| <i>Salmonella</i> spp. | ◎ | 0/10 | 0/10 |
| <i>Pasteurella pneumotropica</i> | △ | 0/10 | 0/10 |
| <i>Staphylococcus aureus</i> | △ | 0/10 | 0/10 |
| <i>Citrobacter rodentium</i> | △ | 0/10 | 0/10 |
| <i>Pseudomonas aeruginosa</i> | △ | 0/10 | 0/10 |
| <i>Syphacia</i> spp. | ● | 0/10 | 0/10 |


Remarks : 1: ○ = Serology, ◎ = Serology & Bacteriology, △ = Bacteriology, ● = Parasitology

2: Tested animals were all 8~12 weeks old.

²: Not tested

Charles River Laboratories Japan, Inc.

日本チャールズリバー株式会社
代表取締役社長 西尾 悦雄



Eiichi Morimura
Eiichi Morimura, D.V.M.
Quality Assurance Director