

Species: MICE

HEALTH MONITORING REPORT (November 2010)

Printed date: November 30, 2010

Location: Atsugi Breeding Center

Agents	Area	A11	A12	A13	A14	A23	A24
	Strains & Stocks	SJL/JOrlCrIcrIj CrIj:CD1(ICR) NC/NgaTndCrIj	CAnN.Cg-Foxn1 ^{nu} /CrIcrIj ⁴ CrIj:CD1-Foxn1 ^{nu} ⁴	C57BL/6NCrIcrIj DBA/2NCrIcrIj JAX [®] Mice Strain CBA/J B6D2F1/CrIj ³	JAX [®] Mice Strain SJL/J	BALB/cAnNCrIcrIj DBA/2NCrIcrIj CD2F1/CrIj ³	CAnN.Cg-Foxn1 ^{nu} /CrIcrIj ⁴
	Test period Technique	November 1 - 16	November 1 - 16	November 8 - 11	November 8 - 16	November 8 - 11	November 1 - 11
VIRUSES							
Sendai Virus ¹ (m)	MFIA	0/16	0/8	0/16	0/16	0/16	0/8
Pneumonia Virus of Mice ¹ (m)	MFIA	0/16	0/8	0/16	0/16	0/16	0/8
Mouse Hepatitis Virus ¹ (m)	MFIA	0/16	0/8	0/16	0/16	0/16	0/8
Minute Virus of Mice ¹ (m)	MFIA	0/16	0/8	0/16	0/16	0/16	0/8
Mouse Parvovirus (1 or 2) ¹ (m)	MFIA	0/16	0/8	0/16	0/16	0/16	0/8
Murine Norovirus ¹ (m)	MFIA	0/16	0/8	0/16	0/16	0/16	0/8
Theiler's Murine Encephalomyelitis Virus ¹ (m)	MFIA	0/16	0/8	0/16	0/16	0/16	0/8
Reovirus ¹ (m)	MFIA	0/16	0/8	0/16	0/16	0/16	0/8
Epizootic Diarrhea of Infant Mice Virus ¹ (m)	MFIA	0/16	0/8	0/16	0/16	0/16	0/8
BACTERIA							
<i>Bordetella bronchiseptica</i> (m)	Culture	0/16	0/16	0/16	0/16	0/16	0/16
<i>Citrobacter rodentium</i> (m)	Culture	0/8	0/8	0/8	0/8	0/8	0/8
<i>Corynebacterium kutscheri</i> (m)	Culture	0/16	0/16	0/16	0/16	0/16	0/16
<i>Pasteurella pneumotropica</i> (m)	Culture	0/16	0/16	0/16	0/16	0/16	0/16
<i>Pseudomonas aeruginosa</i> ² (m)	Culture	0/16	0/16	0/16	0/16	0/16	0/16
<i>Salmonella</i> spp. (m)	Culture	0/16	0/16	0/16	0/16	0/16	0/16
<i>Staphylococcus aureus</i> ² (m)	Culture	-	0/16	-	-	0/16	0/16
<i>Streptococcus pneumoniae</i> (m)	Culture	0/16	0/16	0/16	0/16	0/16	0/16
<i>Mycoplasma pulmonis</i> ¹ (m)	PCR/MFIA	0/16	0/16	0/16	0/16	0/16	0/16
<i>Clostridium piliforme</i> (Tyzzer's Disease) ¹ (m)	Lesions/MFIA	0/16	0/16	0/16	0/16	0/16	0/16
PARASITES AND FUNGI							
Ectoparasites (m)	Direct Examination	0/16	0/16	0/16	0/16	0/16	0/16
Pinworms (m)	Direct Examination	0/16	0/16	0/16	0/16	0/16	0/16
Gastrointestinal protozoa (m)	Direct Examination	0/8	0/8	0/8	0/8	0/8	0/8

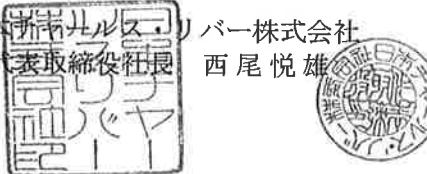
Monitoring frequency: (m) monthly, (q) quarterly

Tested by Charles River Laboratories Japan, Inc.

Remarks : 1: Serology on immunocompetent animals from each colony
 2: Not considered as specific pathogens for immunocompetent strains
 3: Not tested strains or stocks; monitoring on parents or other strains in the area
 4: Monitoring on both nu/nu and nu/+ mice

Note: JAX[®] is a registered trademark of The Jackson Laboratory. All rights reserved.

日本新キラルス・リバー株式会社
 代表取締役社長 西尾悦雄




 Eiichi Morimura, D.V.M.
 Quality Assurance Director

HEALTH MONITORING REPORT (November 2010)

Printed date: November 30, 2010

Location: Atsugi Breeding Center

Species: RATS


Agents	Area	A15	A21	A22
	Strains & Stocks	F344/DuCrI CrIj	ZDF-Lepr ^{6a} /CrI CrIj CrIj:ZUC-Lepr ^{6a}	CrI:CD(SD)
	Test period Technique	November 9 - 16	November 9 - 16	November 9 - 16
VIRUSES				
Sendai Virus ¹ (m)	MFIA	0/16	0/16	0/16
Pneumonia Virus of Mice ¹ (m)	MFIA	0/16	0/16	0/16
Sialodacryoadenitis Virus ¹ (m)	MFIA	0/16	0/16	0/16
Rat Minute Virus ¹ (m)	MFIA	0/16	0/16	0/16
Rat Parvovirus ¹ (m)	MFIA	0/16	0/16	0/16
Toolan's H-1 Virus ¹ (m)	MFIA	0/16	0/16	0/16
Kilham Rat Virus ¹ (m)	MFIA	0/16	0/16	0/16
Reovirus ¹ (m)	MFIA	0/16	0/16	0/16
Rat Theilovirus ¹ (m)	MFIA	0/16	0/16	0/16
BACTERIA				
<i>Bordetella bronchiseptica</i> (m)	Culture	0/16	0/16	0/16
<i>Corynebacterium kutscheri</i> (m)	Culture	0/16	0/16	0/16
<i>Pasteurella pneumotropica</i> (m)	Culture	0/16	0/16	0/16
<i>Pseudomonas aeruginosa</i> ² (m)	Culture	0/16	0/16	0/16
<i>Salmonella</i> spp. (m)	Culture	0/16	0/16	0/16
<i>Streptococcus pneumoniae</i> (m)	Culture	0/16	0/16	0/16
<i>Mycoplasma pulmonis</i> ¹ (m)	PCR/MFIA	0/16	0/16	0/16
<i>Clostridium piliforme</i> (Tyzzer's Disease) ¹ (m)	Lesions/MFIA	0/16	0/16	0/16
PARASITES AND FUNGI				
Ectoparasites (m)	Direct Examination	0/16	0/16	0/16
Pinworms (m)	Direct Examination	0/16	0/16	0/16
Gastrointestinal protozoa (m)	Direct Examination	0/8	0/8	0/8

Monitoring frequency: (m) monthly, (q) quarterly

Tested by Charles River Laboratories Japan, Inc.

Remarks : 1: Serology on immunocompetent animals from each colony
2: Not considered as specific pathogens for immunocompetent strains

日本チャールズリバー株式会社
代表取締役社長 西尾悦雄




Eiichi Morimura, D.V.M.
Quality Assurance Director

Species: MICE

HEALTH MONITORING REPORT (November 2010)

Printed date: November 30, 2010

Location: Hino Breeding Center



Agents	Area	H12	H23
	Strains & Stocks	Crj:CD1(ICR) C57BL/6NCrjCrj C3H/HeNCrjCrj B6C3F1/Crj ³	BALB/cAnNCrjCrj DBA/1JNCrj
	Test period Technique	November 10 - 22	November 10 - 18
VIRUSES			
Sendai Virus ¹ (m)	MFIA	0/16	0/16
Pneumonia Virus of Mice ¹ (m)	MFIA	0/16	0/16
Mouse Hepatitis Virus ¹ (m)	MFIA	0/16	0/16
Minute Virus of Mice ¹ (m)	MFIA	0/16	0/16
Mouse Parvovirus (1 or 2) ¹ (m)	MFIA	0/16	0/16
Murine Norovirus ¹ (m)	MFIA	0/16	0/16
Theiler's Murine Encephalomyelitis Virus ¹ (m)	MFIA	0/16	0/16
Reovirus ¹ (m)	MFIA	0/16	0/16
Epizootic Diarrhea of Infant Mice Virus ¹ (m)	MFIA	0/16	0/16
BACTERIA			
<i>Bordetella bronchiseptica</i> (m)	Culture	0/16	0/16
<i>Citrobacter rodentium</i> (m)	Culture	0/8	0/8
<i>Corynebacterium kutscheri</i> (m)	Culture	0/16	0/16
<i>Pasteurella pneumotropica</i> (m)	Culture	0/16	0/16
<i>Pseudomonas aeruginosa</i> ² (m)	Culture	0/16	0/16
<i>Salmonella</i> spp. (m)	Culture	0/16	0/16
<i>Streptococcus pneumoniae</i> (m)	Culture	0/16	0/16
<i>Mycoplasma pulmonis</i> ¹ (m)	PCR/MFIA	0/16	0/16
<i>Clostridium piliforme</i> (Tyzzer's Disease) ¹ (m)	Lesions/MFIA	0/16	0/16
PARASITES AND FUNGI			
Ectoparasites (m)	Direct Examination	0/16	0/16
Pinworms (m)	Direct Examination	0/16	0/16
Gastrointestinal protozoa (m)	Direct Examination	0/8	0/8

Monitoring frequency: (m) monthly, (q) quarterly

Tested by Charles River Laboratories Japan, Inc.

Remarks : 1: Serology on immunocompetent animals from each colony
2: Not considered as specific pathogens for immunocompetent strains
3: Not tested strains or stocks; monitoring on parents or other strains in the area

日本チャールズ・リバー株式会社
代表取締役社長 西尾悦雄

Eiichi Morimura
Eiichi Morimura, D.V.M.
Quality Assurance Director

HEALTH MONITORING REPORT (November 2010)

Printed date: November 30, 2010

Location: Hino Breeding Center

Species: RATS

Agents	Area	H11	H13	H21
	Strains & Stocks	CrI:CD(SD) CrI:WI(Han) SHR/NCrI CrIj WKY/NCrI CrIj	LEW/CrI CrIj BN/CrI CrIj	CrI:CD(SD)
	Test period Technique	November 11 - 16	November 11 - 22	November 11 - 16
VIRUSES				
Sendai Virus ¹ (m)	MFIA	0/16	0/16	0/16
Pneumonia Virus of Mice ¹ (m)	MFIA	0/16	0/16	0/16
Sialodacryoadenitis Virus ¹ (m)	MFIA	0/16	0/16	0/16
Rat Minute Virus ¹ (m)	MFIA	0/16	0/16	0/16
Rat Parvovirus ¹ (m)	MFIA	0/16	0/16	0/16
Toolan's H-1 Virus ¹ (m)	MFIA	0/16	0/16	0/16
Kilham Rat Virus ¹ (m)	MFIA	0/16	0/16	0/16
Reovirus ¹ (m)	MFIA	0/16	0/16	0/16
Rat Theilovirus ¹ (m)	MFIA	0/16	0/16	0/16
BACTERIA				
<i>Bordetella bronchiseptica</i> (m)	Culture	0/16	0/16	0/16
<i>Corynebacterium kutscheri</i> (m)	Culture	0/16	0/16	0/16
<i>Pasteurella pneumotropica</i> (m)	Culture	0/16	0/16	0/16
<i>Pseudomonas aeruginosa</i> ² (m)	Culture	0/16	0/16	0/16
<i>Salmonella</i> spp. (m)	Culture	0/16	0/16	0/16
<i>Streptococcus pneumoniae</i> (m)	Culture	0/16	0/16	0/16
<i>Mycoplasma pulmonis</i> ¹ (m)	PCR/MFIA	0/16	0/16	0/16
<i>Clostridium piliforme</i> (Tyzzer's Disease) ¹ (m)	Lesions/MFIA	0/16	0/16	0/16
PARASITES AND FUNGI				
Ectoparasites (m)	Direct Examination	0/16	0/16	0/16
Pinworms (m)	Direct Examination	0/16	0/16	0/16
Gastrointestinal protozoa (m)	Direct Examination	0/8	0/8	0/8

Monitoring frequency: (m) monthly, (q) quarterly

Tested by Charles River Laboratories Japan, Inc.

Remarks : 1: Serology on immunocompetent animals from each colony
2: Not considered as specific pathogens for immunocompetent strains

日本チャールズ・リバー株式会社
代表取締役社長 西尾悦雄





Eiichi Morimura, B.V.M.
Quality Assurance Director

HEALTH MONITORING REPORT (November 2010)

Printed date: November 30, 2010
Location: Tsukuba Breeding Center

Species: MICE

Agents	Area	T12	T22	T23
	Strains & Stocks	JAX [®] Mice Strain C57BL/6J	JAX [®] Mice Strain B6.V-Lep ^{ob} /J JAX [®] Mice Strain BKS.Cg-Dock7 ^m +/+ Lep ^{ob} /J	CAnN.Cg-Foxn1 ^{nu} /CrlCrlj ³
	Test period	November 2 - 16	November 2 - 11	November 2 - 22
	Technique			
VIRUSES				
Sendai Virus ¹ (m)	MFIA	0/16	0/16	0/8
Pneumonia Virus of Mice ¹ (m)	MFIA	0/16	0/16	0/8
Mouse Hepatitis Virus ¹ (m)	MFIA	0/16	0/16	0/8
Minute Virus of Mice ¹ (m)	MFIA	0/16	0/16	0/8
Mouse Parvovirus (1 or 2) ¹ (m)	MFIA	0/16	0/16	0/8
Murine Norovirus ¹ (m)	MFIA	0/16	0/16	0/8
Theiler's Murine Encephalomyelitis Virus ¹ (m)	MFIA	0/16	0/16	0/8
Reovirus ¹ (m)	MFIA	0/16	0/16	0/8
Epizootic Diarrhea of Infant Mice Virus ¹ (m)	MFIA	0/16	0/16	0/8
BACTERIA				
<i>Bordetella bronchiseptica</i> (m)	Culture	0/16	0/16	0/16
<i>Citrobacter rodentium</i> (m)	Culture	0/8	0/8	0/8
<i>Corynebacterium kutscheri</i> (m)	Culture	0/16	0/16	0/16
<i>Pasteurella pneumotropica</i> (m)	Culture	0/16	0/16	0/16
<i>Pseudomonas aeruginosa</i> ² (m)	Culture	0/16	0/16	0/16
<i>Salmonella</i> spp. (m)	Culture	0/16	0/16	0/16
<i>Staphylococcus aureus</i> ² (m)	Culture	-	-	0/16
<i>Streptococcus pneumoniae</i> (m)	Culture	0/16	0/16	0/16
<i>Mycoplasma pulmonis</i> ¹ (m)	PCR/MFIA	0/16	0/16	0/16
<i>Clostridium piliforme</i> (Tyzzer's Disease) ¹ (m)	Lesions/MFIA	0/16	0/16	0/16
PARASITES AND FUNGI				
Ectoparasites (m)	Direct Examination	0/16	0/16	0/16
Pinworms (m)	Direct Examination	0/16	0/16	0/16
Gastrointestinal protozoa (m)	Direct Examination	0/8	0/8	0/8


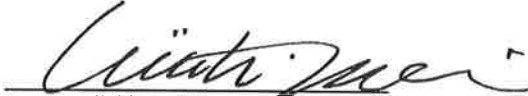
Monitoring frequency: (m) monthly, (q) quarterly

Tested by Charles River Laboratories Japan, Inc.

Remarks : 1: Serology on immunocompetent animals from each colony
2: Not considered as specific pathogens for immunocompetent strains
3: Monitoring on both nu/nu and nu/+ mice

Note: JAX[®] is a registered trademark of The Jackson Laboratory. All rights reserved.

日本チャールズリバー株式会社
代表取締役社長 西尾悦雄

Eiichi Morimura, D.V.M.
Quality Assurance Director

Species: RATS

HEALTH MONITORING REPORT (November 2010)

Printed date: November 30, 2010
Location: Tsukuba Breeding Center

Agents	Area	T11	T21
	Strains & Stocks	CrIj:WI LEW/CrIj	CrI:CD(SD)
	Test period	November 4 - 11	November 4 - 16
	Technique		
VIRUSES			
Sendai Virus ¹ (m)	MFIA	0/16	0/16
Pneumonia Virus of Mice ¹ (m)	MFIA	0/16	0/16
Sialodacryoadenitis Virus ¹ (m)	MFIA	0/16	0/16
Rat Minute Virus ¹ (m)	MFIA	0/16	0/16
Rat Parvovirus ¹ (m)	MFIA	0/16	0/16
Toolan's H-1 Virus ¹ (m)	MFIA	0/16	0/16
Kilham Rat Virus ¹ (m)	MFIA	0/16	0/16
Reovirus ¹ (m)	MFIA	0/16	0/16
Rat Theilovirus ¹ (m)	MFIA	0/16	0/16
BACTERIA			
<i>Bordetella bronchiseptica</i> (m)	Culture	0/16	0/16
<i>Corynebacterium kutscheri</i> (m)	Culture	0/16	0/16
<i>Pasteurella pneumotropica</i> (m)	Culture	0/16	0/16
<i>Pseudomonas aeruginosa</i> ² (m)	Culture	0/16	0/16
<i>Salmonella</i> spp. (m)	Culture	0/16	0/16
<i>Streptococcus pneumoniae</i> (m)	Culture	0/16	0/16
<i>Mycoplasma pulmonis</i> ¹ (m)	PCR/MFIA	0/16	0/16
<i>Clostridium piliforme</i> (Tyzzer's Disease) ¹ (m)	Lesions/MFIA	0/16	0/16
PARASITES AND FUNGI			
Ectoparasites (m)	Direct Examination	0/16	0/16
Pinworms (m)	Direct Examination	0/16	0/16
Gastrointestinal protozoa (m)	Direct Examination	0/8	0/8

Monitoring frequency: (m) monthly, (q) quarterly

Tested by Charles River Laboratories Japan, Inc.

Remarks : 1: Serology on immunocompetent animals from each colony
2: Not considered as specific pathogens for immunocompetent strains

日本チャールズリバー株式会社
代表取締役社長 西尾悦雄



Eiichi Morimura

Eiichi Morimura, D.V.M.
Quality Assurance Director

HEALTH MONITORING REPORT (November 2010)

Printed date: November 30, 2010
Location: Yokohama Breeding Center

Species: MICE

Agents	Area	Isolator	Isolator	Isolator
	Strains & Stocks	CB17/1cr-Prkdc ^{scid} /Cr1Cr1j C3H/HeNCr1Cr1j (Sentinels)	JAX [®] Mice Strain NOD.CB17-Prkdc ^{scid} /J C57BL/6NCr1Cr1j (Sentinels)	Cr1j:SHO-Prkdc ^{scid} Hr ^{hr} C3H/HeNCr1Cr1j (Sentinels)
	Test period Technique	November 16 - 22	November 15 - 22	November 15 - 22
VIRUSES				
Sendai Virus ¹	MFIA	0/9	0/7	0/5
Pneumonia Virus of Mice ¹	MFIA	0/9	0/7	0/5
Mouse Hepatitis Virus ¹	MFIA	0/9	0/7	0/5
Minute Virus of Mice ¹	MFIA	0/9	0/7	0/5
Mouse Parvovirus (1 or 2) ¹	MFIA	0/9	0/7	0/5
Murine Norovirus ¹	MFIA	0/9	0/7	0/5
Theiler's Murine Encephalomyelitis Virus ¹	MFIA	0/9	0/7	0/5
Reovirus ¹	MFIA	0/9	0/7	0/5
Epizootic Diarrhea of Infant Mice Virus ¹	MFIA	0/9	0/7	0/5
BACTERIA				
<i>Bordetella bronchiseptica</i>	Culture	0/27	0/21	0/15
<i>Citrobacter rodentium</i>	Culture	0/27	0/21	0/15
<i>Corynebacterium kutscheri</i>	Culture	0/27	0/21	0/15
<i>Pasteurella pneumotropica</i>	Culture	0/27	0/21	0/15
<i>Pseudomonas aeruginosa</i>	Culture	0/27	0/21	0/15
<i>Salmonella</i> spp.	Culture	0/27	0/21	0/15
<i>Staphylococcus aureus</i>	Culture	0/27	0/21	0/15
<i>Streptococcus pneumoniae</i>	Culture	0/27	0/21	0/15
<i>Mycoplasma pulmonis</i> ¹	MFIA	0/9	0/7	0/5
<i>Clostridium piliforme</i> (Tyzzer's Disease) ¹	Lesions/MFIA	0/27	0/21	0/15
PARASITES AND FUNGI				
Ectoparasites	Direct Examination	0/27	0/21	0/15
Pinworms	Direct Examination	0/27	0/21	0/15
Gastrointestinal protozoa	Direct Examination	0/18	0/14	0/10
<i>Pneumocystis</i> spp.	PCR	0/9	0/7	0/5


Testing frequency: Isolator-maintained animals are tested quarterly.

Tested by Charles River Laboratories Japan, Inc.

Remarks : 1: Serology on immunocompetent animals from each colony

Note: JAX[®] is a registered trademark of The Jackson Laboratory. All rights reserved.

日本新井製薬株式会社
代表取締役社長 西尾悦雄



Eiichi Morimura
Eiichi Morimura, D.V.M.
Quality Assurance Director

HEALTH MONITORING REPORT (November 2010)

Printed date: November 30, 2010
Location: Yokohama Breeding Center

Species: MICE (Fecal Sample)

Agents	Area	Isolator	Isolator	Isolator
	Strains & Stocks	CB17/1cr-Prkdc ^{scid} /Cr1Cr1j C3H/HeNCr1Cr1j (Sentinels)	JAX [®] Mice Strain NOD.CB17-Prkdc ^{scid} /J C57BL/6NCr1Cr1j (Sentinels)	Cr1j:SHO-Prkdc ^{scid} Hr ^{hr} C3H/HeNCr1Cr1j (Sentinels)
	Test period Technique	November 15 - 22	November 15 - 22	November 15 - 22
BACTERIA				
<i>Bordetella bronchiseptica</i>	Culture	0/36	0/22	0/13
<i>Citrobacter rodentium</i>	Culture	0/36	0/22	0/13
<i>Pseudomonas aeruginosa</i>	Culture	0/36	0/22	0/13
<i>Salmonella</i> spp.	Culture	0/36	0/22	0/13
<i>Staphylococcus aureus</i>	Culture	0/36	0/22	0/13

Testing frequency: Fecal samples of isolator-maintained animals are tested monthly.

Tested by Charles River Laboratories Japan, Inc.

Note: JAX[®] is a registered trademark of The Jackson Laboratory. All rights reserved.

日本イラスリバー株式会社
代表取締役社長 西尾悦雄




Eiichi Morimura, D.V.M.
Quality Assurance Director

RADS HEALTH MONITORING REPORT (October 2010)

Printed date: November 30, 2010
Location: Yokohama Breeding Center

Species: MICE


Agents	Area	Isolator	
	Strains & Stocks	CB17/Icr-Prkdc ^{scid} /CrIcrlj C3H/HeNcrIcrlj (Sentinels)	JAX [®] Mice Strain NOD.CB17-Prkdc ^{scid} /J C57BL/6NcrIcrlj (Sentinels)
	Test period	October 20 - November 4	October 20 - November 1
	Technique		
VIRUSES			
Sendai Virus ¹	MFIA	0/32	0/14
Pneumonia Virus of Mice ¹	MFIA	0/32	0/14
Mouse Hepatitis Virus ¹	MFIA	0/32	0/14
Minute Virus of Mice ¹	MFIA	0/32	0/14
Mouse Parvovirus (1 or 2) ¹	MFIA	0/32	0/14
Murine Norovirus ¹	MFIA	0/32	0/14
Theiler's Murine Encephalomyelitis Virus ¹	MFIA	0/32	0/14
Reovirus ¹	MFIA	0/32	0/14
Epizootic Diarrhea of Infant Mice Virus ¹	MFIA	0/32	0/14
Lymphocytic Choriomeningitis Virus ¹	MFIA	0/32	0/14
Ectromelia Virus ¹	MFIA	0/32	0/14
Mouse Adenovirus (1 or 2) ¹	MFIA	0/32	0/14
Mouse Cytomegalovirus ¹	MFIA	0/32	0/14
Mouse Pneumonitis Virus ¹	MFIA	0/32	0/14
Polyoma Virus ¹	MFIA	0/32	0/14
Hantaan Virus ¹	MFIA	0/32	0/14
Mouse Thymic Virus ¹	MFIA	0/32	0/14
BACTERIA			
<i>Bordetella bronchiseptica</i>	Culture	0/48	0/21
<i>Citrobacter rodentium</i>	Culture	0/48	0/21
<i>Corynebacterium kutscheri</i>	Culture	0/48	0/21
<i>Pasteurella pneumotropica</i>	Culture	0/48	0/21
<i>Pseudomonas aeruginosa</i>	Culture	0/48	0/21
<i>Salmonella</i> spp.	Culture	0/48	0/21
<i>Streptococcus pneumoniae</i>	Culture	0/48	0/21
<i>Staphylococcus aureus</i>	Culture	0/48	0/21
β - Hemolytic <i>Streptococcus</i> spp.	Culture	0/48	0/21
<i>Helicobacter hepaticus</i>	PCR	0/48	0/21
<i>Helicobacter bilis</i>	PCR	0/48	0/21
<i>Helicobacter</i> spp.	PCR	0/48	0/21
<i>Streptobacillus moniliformis</i>	PCR	0/48	0/21
<i>Mycoplasma pulmonis</i> ¹	PCR/MFIA	0/48	0/21
<i>Clostridium piliforme</i> (Tyzzér's Disease) ¹	Lesions/MFIA	0/48	0/21
CAR bacillus ¹	MFIA	0/32	0/14
PARASITES AND FUNGI			
Ectoparasites	Direct Examination	0/48	0/21
Pinworms	Direct Examination	0/48	0/21
Gastrointestinal protozoa	Direct Examination	0/48	0/21
<i>Encephalitozoon cuniculi</i> ¹	MFIA	0/32	0/14
<i>Pneumocystis</i> spp.	PCR	0/16	0/7

Testing frequency: Isolator-maintained animals are tested annually by Charles River Laboratories. Animals were shipped to Charles River Laboratories on October 19, 2010.

Tested by Charles River Research Animal Diagnostic Services

Remarks : 1: Serology on immunocompetent animals from each colony

Note : JAX[®] is a registered trademark of The Jackson Laboratory. All rights reserved.

Eiichi Morimura, D.V.M.
Quality Assurance Director