

Species: MICE

HEALTH MONITORING REPORT (December 2010)

Printed date: December 27, 2010
Location: Atsugi Breeding Center

Agents	Area		December 13 - 17	December 13 - 20	December 9 - 17	December 9 - 17	December 9 - 17	December 9 - 17	December 13 - 20
	A11	A12							
Strains & Stocks	Test period		December 13 - 17	December 13 - 20	December 9 - 17	December 9 - 17	December 9 - 17	December 9 - 17	December 13 - 20
	Technique	Technique							
VIRUSES									
Sendai Virus ¹ (m)	MFLA	0/16	0/8	0/16	0/16	0/16	0/16	0/16	0/8
Pneumonia Virus of Mice ¹ (m)	MFLA	0/16	0/8	0/16	0/16	0/16	0/16	0/16	0/8
Mouse Hepatitis Virus ¹ (m)	MFLA	0/16	0/8	0/16	0/16	0/16	0/16	0/16	0/8
Minute Virus of Mice ¹ (m)	MFLA	0/16	0/8	0/16	0/16	0/16	0/16	0/16	0/8
Mouse Parvovirus (1 or 2) ¹ (m)	MFLA	0/16	0/8	0/16	0/16	0/16	0/16	0/16	0/8
Murine Norovirus ¹ (m)	MFLA	0/16	0/8	0/16	0/16	0/16	0/16	0/16	0/8
Theiler's Murine Encephalomyelitis Virus ¹ (m)	MFLA	0/16	0/8	0/16	0/16	0/16	0/16	0/16	0/8
Reovirus ¹ (m)	MFLA	0/16	0/8	0/16	0/16	0/16	0/16	0/16	0/8
Epizootic Diarrhea of Infant Mice Virus ¹ (m)	MFLA	0/16	0/8	0/16	0/16	0/16	0/16	0/16	0/8
Lymphocytic Choriomeningitis Virus ¹ (g)	MFLA	0/16	0/8	0/16	0/16	0/16	0/16	0/16	0/8
Ectromelia Virus ¹ (g)	MFLA	0/16	0/8	0/16	0/16	0/16	0/16	0/16	0/8
Mouse Adenovirus (1 or 2) ¹ (g)	MFLA	0/16	0/8	0/16	0/16	0/16	0/16	0/16	0/8
Mouse Cytomegalovirus ¹ (g)	MFLA	0/16	0/8	0/16	0/16	0/16	0/16	0/16	0/8
Mouse Pneumonia Virus ¹ (g)	MFLA	0/16	0/8	0/16	0/16	0/16	0/16	0/16	0/8
Polyoma Virus ¹ (g)	MFLA	0/16	0/8	0/16	0/16	0/16	0/16	0/16	0/8
Hanban Virus ¹ (g)	MFLA	0/16	0/8	0/16	0/16	0/16	0/16	0/16	0/8
Mouse Thyxenic Virus ¹ (g)	MFLA	0/16	0/8	0/16	0/16	0/16	0/16	0/16	0/8
BACTERIA									
<i>Bordetella bronchiseptica</i> (m)	Culture	0/16	0/16	0/16	0/16	0/16	0/16	0/16	0/16
<i>Citrobacter rodentium</i> (m)	Culture	0/16	0/16	0/16	0/16	0/16	0/16	0/16	0/16
<i>Corynebacterium kayscheri</i> (m)	Culture	0/16	0/16	0/16	0/16	0/16	0/16	0/16	0/16
<i>Pasteurella pneumotropica</i> (m)	Culture	0/16	0/16	0/16	0/16	0/16	0/16	0/16	0/16
<i>Pseudomonas aeruginosa</i> ² (m)	Culture	0/16	0/16	0/16	0/16	0/16	0/16	0/16	0/16
<i>Salmonella</i> spp. (m)	Culture	0/16	0/16	0/16	0/16	0/16	0/16	0/16	0/16
<i>Streptococcus pneumoniae</i> (m)	Culture	0/16	0/16	0/16	0/16	0/16	0/16	0/16	0/16
<i>Staphylococcus aureus</i> ² (m)	Culture	0/16	0/16	0/16	0/16	0/16	0/16	0/16	0/16
<i>Helicobacter hepaticus</i> (g)	PCR	0/16	0/16	0/16	0/16	0/16	0/16	0/16	0/16
<i>Helicobacter bilis</i> (g)	PCR	0/16	0/16	0/16	0/16	0/16	0/16	0/16	0/16
<i>Helicobacter</i> spp. (g)	PCR	0/16	0/16	0/16	0/16	0/16	0/16	0/16	0/16
<i>Streptobocillus moniliformis</i> (g)	PCR	0/16	0/16	0/16	0/16	0/16	0/16	0/16	0/16
<i>Mycoplasma pulmonis</i> ¹ (m)	PCR/MFLA	0/16	0/16	0/16	0/16	0/16	0/16	0/16	0/16
<i>Clostridium piliforme</i> (Tyzzer's Disease) ¹ (m)	PCR/MFLA	0/24	0/24	0/24	0/24	0/24	0/24	0/24	0/8
<i>Car bacillus</i> ¹ (g)	MFLA	0/16	0/8	0/16	0/16	0/16	0/16	0/16	0/8
PARASITES AND FUNGI									
Ectoparasites (m)	Direct Examination	0/16	0/16	0/16	0/16	0/16	0/16	0/16	0/16
Pinworms (m)	Direct Examination	0/24	0/24	0/24	0/24	0/24	0/24	0/24	0/16
Gastrointestinal protozoa (m)	Direct Examination	0/16	0/16	0/16	0/16	0/16	0/16	0/16	0/16
<i>Encephalitozoon cuniculi</i> ¹ (g)	MFLA	0/16	0/8	0/16	0/16	0/16	0/16	0/16	0/8
<i>Pneumocystis</i> spp. ² (g)	PCR	-	0/8	-	0/16	-	0/16	-	0/8

Monitoring frequency: (m) monthly, (q) quarterly

Remarks : 1: Serology on immunocompetent animals from each colony

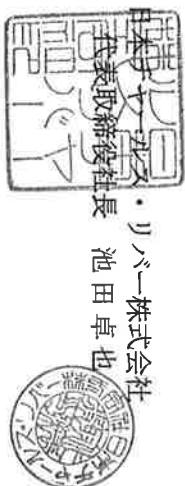
2: Not considered as specific pathogens for immunocompetent strains

3: Not tested strains or stocks; monitoring on parents or other strains in the area

4: Monitoring on both *m/m* and *m/+* mice

Note: JAX[®] is a registered trademark of The Jackson Laboratory. All rights reserved.

Tested by Charles River Laboratories Japan, Inc.



Eiichi Morimae, D.V.M.
Quality Assurance Director

Species: RATS

HEALTH MONITORING REPORT (December 2010)

Printed date: December 27, 2010
Location: Atsugi Breeding Center

Agents	Area	A15	A21	A22
	Strains & Stocks	F344/DuCHCrlj	ZDF- <i>Lepr</i> ^h /CrCHj Crj:ZUC- <i>Lepr</i> ^h	Crj:CD(SD)
	Test period	December 6 - 24		
	Technique	December 6 - 24		
VIRUSES Sendai Virus ¹ (m) Pneumonia Virus of Mice ¹ (m) Shalodactyodentis Virus ¹ (m) Rat Minute Virus ¹ (m) Rat Parvovirus ¹ (m) Toolan's H-1 Virus ¹ (m) Kilham Rat Virus ¹ (m) Reovirus ¹ (m) Rat Theilovirus ¹ (m) Lymphocytic Choriomeningitis Virus ¹ (q) Mouse Adenovirus (1 or 2) ¹ (q) Hantaan Virus ¹ (q)	MFLA	0/16	0/16	0/16
	MFLA	0/16	0/16	0/16
	MFLA	0/16	0/16	0/16
	MFLA	0/16	0/16	0/16
	MFLA	0/16	0/16	0/16
	MFLA	0/16	0/16	0/16
	MFLA	0/16	0/16	0/16
	MFLA	0/16	0/16	0/16
	MFLA	0/16	0/16	0/16
	MFLA	0/16	0/16	0/16
	MFLA	0/16	0/16	0/16
	MFLA	0/16	0/16	0/16
	MFLA	0/16	0/16	0/16
	MFLA	0/16	0/16	0/16
	BACTERIA <i>Bordetella bronchiseptica</i> (m) <i>Corynebacterium kaischeri</i> (m) <i>Pasteurella pneumotropica</i> (m) <i>Pseudomonas aeruginosa</i> ² (m) <i>Salmonella</i> spb. (m) <i>Streptococcus pneumoniae</i> (m) <i>Helicobacter hepaticus</i> (q) <i>Helicobacter bilis</i> (q) <i>Helicobacter</i> spp. (q) <i>Streptobacillus moniliformis</i> (q) <i>Mycoplasma pulmonis</i> ¹ (m) <i>Clostridium piliforme</i> (Tyzzer's Disease) ¹ (m) <i>Car bacillus</i> ¹ (q)	Culture	0/16	0/16
Culture		0/16	0/16	0/16
Culture		0/16	0/16	0/16
Culture		0/16	0/16	0/16
Culture		0/16	0/16	0/16
Culture		0/16	0/16	0/16
PCR		0/16	0/16	0/16
PCR		0/16	0/16	0/16
PCR		0/16	0/16	0/16
PCR		0/16	0/16	0/16
PCR		0/16	0/16	0/16
PCR/MFLA		0/16	0/16	0/16
PCR/MFLA		0/24	0/24	0/24
Lesions/MFLA		0/16	0/16	0/16
MFLA		0/16	0/16	0/16
PARASITES AND FUNGI Ectoparasites (m) Pinworms (m) Gastrointestinal protozoa (m) <i>Encephalitozoon cuniculi</i> ¹ (q) <i>Pneumocystis</i> spp. ³ (q)	Direct Examination	0/16	0/16	0/16
	Direct Examination	0/24	0/24	0/24
	Direct Examination	0/16	0/16	0/16
	MFLA	0/16	0/16	0/16
	Histopathology	0/4	0/4	0/4

Monitoring frequency: (m) monthly, (q) quarterly

Tested by Charles River Laboratories Japan, Inc.

Remarks : 1: Serology on immunocompetent animals from each colony
2: Not considered as specific pathogens for immunocompetent strains
3: Not included in the Specific Pathogen Free (SPF) lists



リバー株式会社
池田卓也
代表取締役社長



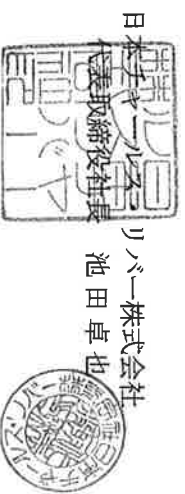
Ichida Takuya
Eiichi Morimura, D.V.M.
Quality Assurance Director

Agents	Area		H12	H23	
	Strains & Stocks	Test period			
VIRUSES Sendai Virus ¹ (m) Pneumonia Virus of Mice ¹ (m) Mouse Hepatitis Virus ¹ (m) Minute Virus of Mice ¹ (m) Mouse Parvovirus (1 or 2) ¹ (m) Murine Norovirus ¹ (m) Theiler's Murine Encephalomyelitis Virus ¹ (m) Reovirus ¹ (m) Epizootic Diarrhea of Infant Mice Virus ¹ (m) Lymphocytic Choriomeningitis Virus ¹ (g) Ectromelia Virus ¹ (g) Mouse Adenovirus (1 or 2) ¹ (g) Mouse Cytomegalovirus ¹ (g) Mouse Pneumonitis Virus ¹ (g) Polyoma Virus ¹ (g) Hantaan Virus ¹ (g) Mouse Thymlc Virus ¹ (g)	Technique	December 14 - 20	Crlj:CD1(CCR) C57BL/6NCHfCrlj C3H/HeNCrljCrlj B6C3F1/Crlj ³	December 14 - 20	BALB/cANNCrljCrlj DBA/1JNCrlj
	MFLA MFLA MFLA MFLA MFLA MFLA MFLA MFLA MFLA MFLA MFLA MFLA MFLA MFLA MFLA MFLA MFLA MFLA MFLA	0/16 0/16 0/16 0/16 0/16 0/16 0/16 0/16 0/16 0/16 0/16 0/16 0/16 0/16 0/16 0/16 0/16 0/16 0/16	0/16 0/16 0/16 0/16 0/16 0/16 0/16 0/16 0/16 0/16 0/16 0/16 0/16 0/16 0/16 0/16 0/16 0/16 0/16	0/16 0/16 0/16 0/16 0/16 0/16 0/16 0/16 0/16 0/16 0/16 0/16 0/16 0/16 0/16 0/16 0/16 0/16 0/16	
	BACTERIA <i>Bordetella bronchiseptica</i> (m) <i>Citrobacter rodentium</i> (m) <i>Corynebacterium kutscheri</i> (m) <i>Pasteurella pneumotropica</i> (m) <i>Pseudomonas aeruginosa</i> ² (m) <i>Salmonella</i> spp. (m) <i>Streptococcus pneumoniae</i> (m) <i>Helicobacter hepaticus</i> (g) <i>Helicobacter bilis</i> (g) <i>Helicobacter</i> spp. (g) <i>Streptobacillus moniliformis</i> (g) <i>Mycoplasma pulmonis</i> ¹ (m) <i>Clostridium piliforme</i> (Tyzzer's Disease) ¹ (m) <i>CAR bacillus</i> ¹ (g)	Culture Culture Culture Culture Culture Culture Culture PCR PCR PCR PCR PCR/MFLA Lesions/MFLA MFLA	0/16 0/16 0/16 0/16 0/16 0/16 0/16 0/16 0/16 0/16 0/16 0/16 0/16 0/16	0/16 0/16 0/16 0/16 0/16 0/16 0/16 0/16 0/16 0/16 0/16 0/16 0/16 0/16	
		PARASITES AND FUNGI Ectoparasites (m) Pinworms (m) Gastrointestinal protozoa (m) <i>Encephalitozoon cuniculi</i> ¹ (g)	Direct Examination Direct Examination Direct Examination MFLA	0/16 0/24 0/16 0/16	0/16 0/24 0/16 0/16

Monitoring frequency: (m) monthly, (g) quarterly

Tested by Charles River Laboratories Japan, Inc.

Remarks : 1. Serology on immunocompetent animals from each colony
2. Not considered as specific pathogens for immunocompetent strains
3. Not tested strains or stocks; monitoring on parents or other strains in the area



Signature
Eiichi Morimura, D.V.M.
Quality Assurance Director

Species: RATS

HEALTH MONITORING REPORT (December 2010)

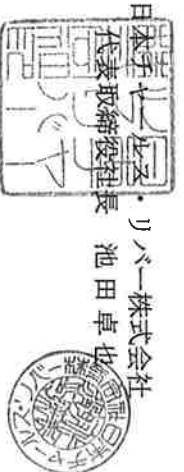
Printed date: December 27, 2010
Location: Hino Breeding Center

Agents	Area										
	H11 Ch:CD(SD) Ch:W(Han) SHR/NC:Chj WKY/NC:Chj	H13 LEW/Ch:Chj BN/Ch:Chj	H21 Ch:CD(SD)								
Area	Strains & Stocks	Test period									
		Technique									
VIRUSES Sendai Virus ¹ (m) Pneumonia Virus of Mice ¹ (m) Sialodactyoidentis Virus ¹ (m) Rat Minute Virus ¹ (m) Rat Parvovirus ¹ (m) Toolan's H-1 Virus ¹ (m) Kilham Rat Virus ¹ (m) Reovirus ¹ (m) Rat Theilovirus ¹ (m) Lymphocytic Choriomeningitis Virus ¹ (q) Mouse Adenovirus (1 or 2) ¹ (q) Hannan Virus ¹ (q)	December 8 - 24	December 8 - 24	December 8 - 24	MEIA	0/16	0/16	0/16				
				MEIA	0/16	0/16	0/16				
				MEIA	0/16	0/16	0/16				
				MEIA	0/16	0/16	0/16				
				MEIA	0/16	0/16	0/16				
				MEIA	0/16	0/16	0/16				
				MEIA	0/16	0/16	0/16				
				MEIA	0/16	0/16	0/16				
				MEIA	0/16	0/16	0/16				
				MEIA	0/16	0/16	0/16				
				MEIA	0/16	0/16	0/16				
				MEIA	0/16	0/16	0/16				
				MEIA	0/16	0/16	0/16				
				MEIA	0/16	0/16	0/16				
				MEIA	0/16	0/16	0/16				
				MEIA	0/16	0/16	0/16				
				BACTERIA <i>Bordetella bronchiseptica</i> (m) <i>Corynebacterium kutscheri</i> (m) <i>Pasteurella pneumotropica</i> (m) <i>Pseudomonas aeruginosa</i> ² (m) <i>Salmoneella</i> spp. (m) <i>Streptococcus pneumoniae</i> (m) <i>Helicobacter hepaticus</i> (q) <i>Helicobacter bilis</i> (q) <i>Helicobacter</i> spp. (q) <i>Streptobacillus moniliformis</i> (q) <i>Mycoplasma pulmonis</i> ¹ (m) <i>Chastriidum piliforme</i> (Tyzzer's Disease) ¹ (m) <i>CAR bacillus</i> ¹ (q)	December 8 - 24	December 8 - 24	December 8 - 24	Culture	0/16	0/16	0/16
								Culture	0/16	0/16	0/16
Culture	0/16	0/16	0/16								
Culture	0/16	0/16	0/16								
Culture	0/16	0/16	0/16								
Culture	0/16	0/16	0/16								
PCR	0/16	0/16	0/16								
PCR	0/16	0/16	0/16								
PCR	0/16	0/16	0/16								
PCR	0/16	0/16	0/16								
PCR/MFIA	0/16	0/16	0/16								
PCR/MFIA	0/16	0/16	0/16								
Lesions/MFIA	0/24	0/24	0/24								
MFIA	0/16	0/16	0/16								
MFIA	0/16	0/16	0/16								
MFIA	0/16	0/16	0/16								
PARASITES AND FUNGI Ectoparasites (m) Pinworms (m) Gastrointestinal protozoa (m) <i>Encephalitozoon cuniculi</i> ¹ (q) <i>Pneumocystis</i> spp. ³ (q)	December 8 - 24	December 8 - 24	December 8 - 24					Direct Examination	0/16	0/16	0/16
								Direct Examination	0/24	0/24	0/24
				Direct Examination	0/16	0/16	0/16				
				MFIA	0/16	0/16	0/16				
				Histopathology	0/4	0/4	0/4				
				Histopathology	0/4	0/4	0/4				

Monitoring frequency: (m) monthly, (q) quarterly

Tested by Charles River Laboratories Japan, Inc.

Remarks : 1: Serology on immunocompetent animals from each colony
2: Not considered as specific pathogens for immunocompetent strains
3: Not included in the Specific Pathogen Free (SPF) lists



Eitichi Morimura
Eitichi Morimura, D.V.M.
Quality Assurance Director

Agents	Area		T11 Crlj:WI LEW/CrlCrlj December 7 - 24	T21 Crl:CD(SD) December 7 - 24
	Strains & Stocks	Technique		
	Test period			
VIRUSES				
Sendai Virus ¹ (m)	MEIA	0/16	0/16	
Pneumonia Virus of Mice ¹ (m)	MEIA	0/16	0/16	
Stialodactyodentis Virus ¹ (m)	MEIA	0/16	0/16	
Rat Minute Virus ¹ (m)	MEIA	0/16	0/16	
Rat Parvovirus ¹ (m)	MEIA	0/16	0/16	
Toolan's H-1 Virus ¹ (m)	MEIA	0/16	0/16	
Kilham Rat Virus ¹ (m)	MEIA	0/16	0/16	
Reovirus ¹ (m)	MEIA	0/16	0/16	
Rat Thelovirus ¹ (m)	MEIA	0/16	0/16	
Lymphocytic Choriomeningitis Virus ¹ (q)	MEIA	0/16	0/16	
Mouse Adenovirus (1 or 2) ¹ (q)	MEIA	0/16	0/16	
Hantaan Virus ¹ (q)	MEIA	0/16	0/16	
BACTERIA				
<i>Bordetella bronchiseptica</i> (m)	Culture	0/16	0/16	
<i>Corynebacterium kutscheri</i> (m)	Culture	0/16	0/16	
<i>Pasteurella pneumotropica</i> (m)	Culture	0/16	0/16	
<i>Pseudomonas aeruginosa</i> ² (m)	Culture	0/16	0/16	
<i>Salmonella</i> spp. (m)	Culture	0/16	0/16	
<i>Streptococcus pneumoniae</i> (m)	Culture	0/16	0/16	
<i>Helicobacter hepaticus</i> (q)	PCR	0/16	0/16	
<i>Helicobacter bilis</i> (q)	PCR	0/16	0/16	
<i>Helicobacter</i> spp. (q)	PCR	0/16	0/16	
<i>Streptobacillus moniliformis</i> (q)	PCR	0/16	0/16	
<i>Mycoplasma pulmonis</i> ¹ (m)	PCR/MFIA	0/16	0/16	
<i>Clostridium piliforme</i> (Tyzzer's Disease) ¹ (m)	PCR/MFIA	0/24	0/24	
CAR bacillus ¹ (q)	MFIA	0/16	0/16	
PARASITES AND FUNGI				
Ectoparasites (m)	Direct Examination	0/16	0/16	
Pinworms (m)	Direct Examination	0/24	0/24	
Gastrointestinal protozoa (m)	Direct Examination	0/16	0/16	
<i>Eucephalozoon cuniculi</i> ¹ (q)	MFIA	0/16	0/16	
<i>Pneumocystis</i> spp. ³ (q)	Histopathology	0/4	0/4	

Monitoring frequency: (m) monthly, (q) quarterly

Tested by Charles River Laboratories Japan, Inc.

Remarks : 1: Serology on immunocompetent animals from each colony
2: Not considered as specific pathogens for immunocompetent strains
3: Not included in the Specific Pathogen Free (SPF) lists



池田卓也
池田卓也



Eiichi Morinura, D.V.M.
Quality Assurance Director

Species: MICE

HEALTH MONITORING REPORT (December 2010)

Printed date: December 27, 2010
Location: Yokohama Breeding Center

Agents	Area		Isolator	Isolator	Isolator
	Strains & Stocks	Test period			
VRUSES Sendai Virus ¹ Pneumonia Virus of Mice ¹ Mouse Hepatitis Virus ¹ Minute Virus of Mice ¹ Mouse Parvovirus (1 or 2) ¹ Murine Norovirus ¹ Theiler's Murine Encephalomyelitis Virus ¹ Reovirus ¹ Epizootic Diarrhea of Infant Mice Virus ¹	MEFA MEFA MEFA MEFA MEFA MEFA MEFA MEFA	December 16 - 24	CB17/ter-Prkdc ^{tm1Hw} /Cr1Crj C3H/HeN/Cr1Crj (Sentinels)	IAX [®] Mice Strain NOD.CB17-Prkdc ^{tm1Hw} /J C57BL/6NCr1Crj (Sentinels)	Cr1:SHO-Prkdc ^{tm1Hw} /Cr1Crj C3H/HeN/Cr1Crj (Sentinels)
BACTERIA <i>Bordetella bronchiseptica</i> <i>Citrobacter rodentium</i> <i>Corynebacterium kutscheri</i> <i>Pasteurella pneumotropica</i> <i>Pseudomonas aeruginosa</i> <i>Salmonella</i> spp. <i>Staphylococcus aureus</i> <i>Streptococcus pneumoniae</i> <i>Mycoplasma pulmonis</i> ¹ <i>Clostridium piliforme</i> (Tyzzer's Disease) ¹	Culture Culture Culture Culture Culture Culture Culture MEFA	December 20 - 24	0/33 0/22 0/33 0/33 0/33 0/33 0/33 0/11 0/33	0/24 0/16 0/24 0/24 0/24 0/24 0/24 0/8 0/24	0/15 0/10 0/15 0/15 0/15 0/15 0/15 0/5 0/15
PARASITES AND FUNGI Ectoparasites Pinworms Gastrointestinal protozoa <i>Pneumocystis</i> spp.	Direct Examination Direct Examination Direct Examination PCR	December 20 - 24	0/33 0/33 0/22 0/11	0/24 0/24 0/16 0/8	0/15 0/15 0/10 0/5

Testing frequency: Isolator-maintained animals are tested quarterly.

Tested by Charles River Laboratories Japan, Inc.

Remarks : 1: Serology on immunocompetent animals from each colony
Note: IAX[®] is a registered trademark of The Jackson Laboratory. All rights reserved.



池田卓也
リバー株式会社



Eiichi Morinura
Eiichi Morinura, D.V.M.
Quality Assurance Director

Species: MICE (Fecal Sample)

HEALTH MONITORING REPORT (December 2010)

Printed date: December 27, 2010
Location: Yokohama Breeding Center

Agents	Area		Isolator	Isolator	Isolator			
	Strains & Stocks	Test period						
BACTERIA <i>Bordetella bronchiseptica</i> <i>Citrobacter rodentium</i> <i>Pseudomonas aeruginosa</i> <i>Salmonella</i> spp. <i>Staphylococcus aureus</i>	Culture Culture Culture Culture Culture	December 20 - 24	CBI7/1c-Prkd ^{mut} /Ct/Crj C3H/HenCrj (Sentinels)	JAX [®] Mice Strain NOD.CB17-Prkd ^{mut} /J C57BL/6NCrj (Sentinels)	Ctj:SHO-Prkd ^{mut} /H ^{pr} C3H/HenCrj (Sentinels)			
						0/36	0/25	0/13
						0/36	0/25	0/13
						0/36	0/25	0/13
						0/36	0/25	0/13

Testing frequency: Fecal samples of isolator-maintained animals are tested monthly.

Tested by Charles River Laboratories Japan, Inc.

Note: JAX[®] is a registered trademark of The Jackson Laboratory. All rights reserved.



池田卓也
池田卓也
池田卓也



Iida Takuya
Eiichi Morimura, D.V.M.
Quality Assurance Director