

Species: MICE

HEALTH MONITORING REPORT (September 2009, Second Report)

Printed date: October 13, 2009

Location: Atsugi Breeding Center



Agents	Area	A11	A12	A13	A23	A24
	Strains & Stocks	SJL/JOrlCrjCrj ³ CBA/JNcrj Crj:CD1(ICR) ³ NC/NgaTndCrj ³	CAnN.Cg-Foxn1 ^{nu/nu} /CrjCrj ³ Crj:CD1-Foxn1 ^{nu/4}	C57BL/6NCrjCrj ³ DBA/2NCrjCrj B6D2F1/Crj ³	BALB/cAnNCrjCrj ³ DBA/2NCrjCrj CD2F1/Crj ³	CAnN.Cg-Foxn1 ^{nu/nu} /CrjCrj ⁴
	Test period Technique	September 28 - October 7	September 28 - October 7	September 28 - October 7	September 28 - October 7	September 28 - October 7
VIRUSES						
Sendai Virus ¹	ELISA	0/4	0/4	0/4	0/4	0/4
Mouse Hepatitis Virus ¹	ELISA	0/4	0/4	0/4	0/4	0/4
BACTERIA						
<i>Citrobacter rodentium</i>	Culture	0/4	0/4	0/4	0/4	0/4
<i>Pseudomonas aeruginosa</i> ²	Culture	0/4	0/4	0/4	0/4	0/4
<i>Pasteurella pneumotropica</i>	Culture	0/4	0/4	0/4	0/4	0/4
<i>Staphylococcus aureus</i> ²	Culture	-	0/4	-	0/4	0/4
<i>Bordetella bronchiseptica</i> ¹	Culture/MAG	0/4	0/4	0/4	0/4	0/4
<i>Corynebacterium kutscheri</i> ¹	Culture/MAG	0/4	0/4	0/4	0/4	0/4
<i>Salmonella</i> spp. ¹	Culture/MAG	0/4	0/4	0/4	0/4	0/4
<i>Mycoplasma pulmonis</i> ¹	ELISA	0/4	0/4	0/4	0/4	0/4
<i>Clostridium piliforme</i> (Tyzzer's Disease) ¹	ELISA	0/4	0/4	0/4	0/4	0/4
PARASITES AND FUNGI						
<i>Syphacia muris</i>	Direct Examination	0/4	0/4	0/4	0/4	0/4
<i>Syphacia obvelata</i>	Direct Examination	0/4	0/4	0/4	0/4	0/4

MAG = Agglutination test

Tested by Charles River Laboratories Japan, Inc.

- Remarks : 1: Serology on immunocompetent animals from each colony
 2: Not considered as specific pathogens for immunocompetent strains
 3: Not tested strains or stocks; monitoring on parents or other strains in the area
 4: Monitoring on nu/+ mice

日本チャールズリバー株式会社
 代表取締役社長 西尾悦雄


 Eiichi Morimura, D.V.M.
 Quality Assurance Director

HEALTH MONITORING REPORT (September 2009, Second Report)

Printed date: October 13, 2009
Location: Atsugi Breeding Center

Species: RATS

Agents	Area	A15	A21	A22	A25
	Strains & Stocks	F344/DuCrI CrIj	SHR/NCrI CrIj ³ WKY/NCrI CrIj ³ ZDF-Lep ^{pr} /CrI CrIj	CrI:CD(SD)	CrIj:ZUC-Lep ^{pr} ⁶
	Test period Technique	September 28 - October 7	September 28 - October 7	September 28 - October 7	September 28 - October 7
VIRUSES					
Sendai Virus ¹	ELISA	0/4	0/4	0/4	0/4
Sialodacryoadenitis Virus ¹	ELISA	0/4	0/4	0/4	0/4
BACTERIA					
<i>Pseudomonas aeruginosa</i> ²	Culture	0/4	0/4	0/4	0/4
<i>Pasteurella pneumotropica</i>	Culture	0/4	0/4	0/4	0/4
<i>Bordetella bronchiseptica</i> ¹	Culture/MAG	0/4	0/4	0/4	0/4
<i>Corynebacterium kutscheri</i> ¹	Culture/MAG	0/4	0/4	0/4	0/4
<i>Salmonella</i> spp. ¹	Culture/MAG	0/4	0/4	0/4	0/4
<i>Mycoplasma pulmonis</i> ¹	ELISA	0/4	0/4	0/4	0/4
<i>Clostridium piliforme</i> (Tyzzer's Disease) ¹	ELISA	0/4	0/4	0/4	0/4
PARASITES AND FUNGI					
<i>Syphacia muris</i>	Direct Examination	0/4	0/4	0/4	0/4
<i>Syphacia obvelata</i>	Direct Examination	0/4	0/4	0/4	0/4

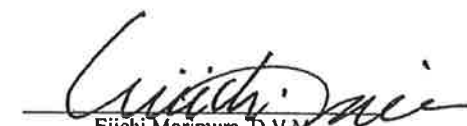
MAG = Agglutination test

Tested by Charles River Laboratories Japan, Inc.

Remarks : 1: Serology on immunocompetent animals from each colony
2: Not considered as specific pathogens for immunocompetent strains
3: Not tested strains or stocks; monitoring on parents or other strains in the area

日本チャールス・リバー株式会社
代表取締役社長 西尾悦雄





Eiichi Morimura, D.V.M.
Quality Assurance Director

Species: MICE

HEALTH MONITORING REPORT (September 2009, Second Report)

Agents	Area	H12	H23
	Strains & Stocks	Crj:CD1(ICR) ³ C57BL/6NCrCrj C3H/HeNCrCrj ³ B6C3F1/Crj ³	BALB/cAnNCrCrj ³ DBA/1JNCrj
	Test period Technique	September 30 - October 7	September 30 - October 7
VIRUSES			
Sendai Virus ¹	ELISA	0/4	0/4
Mouse Hepatitis Virus ¹	ELISA	0/4	0/4
BACTERIA			
<i>Citrobacter rodentium</i>	Culture	0/4	0/4
<i>Pseudomonas aeruginosa</i> ²	Culture	0/4	0/4
<i>Pasteurella pneumotropica</i>	Culture	0/4	0/4
<i>Bordetella bronchiseptica</i> ¹	Culture/MAG	0/4	0/4
<i>Corynebacterium kutscheri</i> ¹	Culture/MAG	0/4	0/4
<i>Salmonella</i> spp. ¹	Culture/MAG	0/4	0/4
<i>Mycoplasma pulmonis</i> ¹	ELISA	0/4	0/4
<i>Clostridium piliforme</i> (Tyzzer's Disease) ¹	ELISA	0/4	0/4
PARASITES AND FUNGI			
<i>Syphacia muris</i>	Direct Examination	0/4	0/4
<i>Syphacia obvelata</i>	Direct Examination	0/4	0/4

MAG = Agglutination test

Tested by Charles River Laboratories Japan, Inc.

Remarks : 1: Serology on immunocompetent animals from each colony
2: Not considered as specific pathogens for immunocompetent strains
3: Not tested strains or stocks; monitoring on parents or other strains in the area

日本チャールズ・リバー株式会社
代表取締役社長 西尾悦雄




Eiichi Morimura, D.V.M.
Quality Assurance Director

Species: RATS

HEALTH MONITORING REPORT (September 2009, Second Report)

Printed date: October 13, 2009
Location: Hino Breeding Center

Agents	Area	H11	H13	H21
	Strains & Stocks	Cri:CD(SD) ³ Cri:WI(Han)	LEW/CriCrij ³ BN/CriCrij	Cri:CD(SD)
	Test period Technique	September 30 - October 7	September 30 - October 7	September 30 - October 7
VIRUSES				
Sendai Virus ¹	ELISA	0/4	0/4	0/4
Sialodacryoadenitis Virus ¹	ELISA	0/4	0/4	0/4
BACTERIA				
<i>Pseudomonas aeruginosa</i> ²	Culture	0/4	0/4	0/4
<i>Pasteurella pneumotropica</i>	Culture	0/4	0/4	0/4
<i>Bordetella bronchiseptica</i> ¹	Culture/MAG	0/4	0/4	0/4
<i>Corynebacterium kutscheri</i> ¹	Culture/MAG	0/4	0/4	0/4
<i>Salmonella</i> spp. ¹	Culture/MAG	0/4	0/4	0/4
<i>Mycoplasma pulmonis</i> ¹	ELISA	0/4	0/4	0/4
<i>Clostridium piliforme</i> (Tyzzer's Disease) ¹	ELISA	0/4	0/4	0/4
PARASITES AND FUNGI				
<i>Syphacia muris</i>	Direct Examination	0/4	0/4	0/4
<i>Syphacia obvelata</i>	Direct Examination	0/4	0/4	0/4

MAG = Agglutination test

Tested by Charles River Laboratories Japan, Inc.

Remarks : 1: Serology on immunocompetent animals from each colony
2: Not considered as specific pathogens for immunocompetent strains
3: Not tested strains or stocks; monitoring on parents or other strains in the area

日本チャールズ・リバー株式会社
代表取締役社長 西尾悦雄

Eiichi Morimura
Eiichi Morimura, D.V.M.
Quality Assurance Director

Species: MICE

HEALTH MONITORING REPORT (September 2009, Second Report)

Printed date: October 13, 2009

Location: Tsukuba Breeding Center

Agents	Area	T12	T22	T23
	Strains & Stocks	JAX [®] Mice Strain C57BL/6J	JAX [®] Mice Strain B6.V-Lep ^{ob} /J ³ JAX [®] Mice Strain BKS.Cg-Dock7 ^m +/- Lep ^{ob} /J	CAnN.Cg-Foxn1 tm /CrJCrJ ⁴
	Test period Technique	September 29 - October 7	September 29 - October 7	September 29 - October 7
VIRUSES				
Sendai Virus ¹	ELISA	0/4	0/4	0/4
Mouse Hepatitis Virus ¹	ELISA	0/4	0/4	0/4
BACTERIA				
<i>Citrobacter rodentium</i>	Culture	0/4	0/4	0/4
<i>Pseudomonas aeruginosa</i> ²	Culture	0/4	0/4	0/4
<i>Pasteurella pneumotropica</i>	Culture	0/4	0/4	0/4
<i>Staphylococcus aureus</i> ²	Culture	-	-	0/4
<i>Bordetella bronchiseptica</i> ¹	Culture/MAG	0/4	0/4	0/4
<i>Corynebacterium kutscheri</i> ¹	Culture/MAG	0/4	0/4	0/4
<i>Salmonella</i> spp. ¹	Culture/MAG	0/4	0/4	0/4
<i>Mycoplasma pulmonis</i> ¹	ELISA	0/4	0/4	0/4
<i>Clostridium piliforme</i> (Tyzzer's Disease) ¹	ELISA	0/4	0/4	0/4
PARASITES AND FUNGI				
<i>Syphacia muris</i>	Direct Examination	0/4	0/4	0/4
<i>Syphacia obvelata</i>	Direct Examination	0/4	0/4	0/4


MAG = Agglutination test

Tested by Charles River Laboratories Japan, Inc.

- Remarks : 1: Serology on immunocompetent animals from each colony
 2: Not considered as specific pathogens for immunocompetent strains
 3: Not tested strains or stocks; monitoring on parents or other strains in the area
 4: Monitoring on *nu/+* mice

Note: JAX[®] is a registered trademark of The Jackson Laboratory. All rights reserved.

日本チャールズ・リヴァー株式会社
 代表取締役社長 西尾悦雄




 Enichi Morimura, D.V.M.
 Quality Assurance Director

HEALTH MONITORING REPORT (September 2009, Second Report)

Printed date: October 13, 2009

Location: Tsukuba Breeding Center

Species: RATS


Agents	Area	T11	T21
	Strains & Stocks	CrIj:W1 ³ LEW/CrIj	CrI:CD(SD)
	Technique	September 29 - October 7	September 29 - October 7
VIRUSES			
Sendai Virus ¹	ELISA	0/4	0/4
Sialodacryoadenitis Virus ¹	ELISA	0/4	0/4
BACTERIA			
<i>Pseudomonas aeruginosa</i> ²	Culture	0/4	0/4
<i>Pasteurella pneumotropica</i>	Culture	0/4	0/4
<i>Bordetella bronchiseptica</i> ¹	Culture/MAG	0/4	0/4
<i>Corynebacterium kutscheri</i> ¹	Culture/MAG	0/4	0/4
<i>Salmonella</i> spp. ¹	Culture/MAG	0/4	0/4
<i>Mycoplasma pulmonis</i> ¹	ELISA	0/4	0/4
<i>Clostridium piliforme</i> (Tyzzer's Disease) ¹	ELISA	0/4	0/4
PARASITES AND FUNGI			
<i>Syphacia muris</i>	Direct Examination	0/4	0/4
<i>Syphacia obvelata</i>	Direct Examination	0/4	0/4

MAG = Agglutination test

Tested by Charles River Laboratories Japan, Inc.

Remarks : 1: Serology on immunocompetent animals from each colony
 2: Not considered as specific pathogens for immunocompetent strains
 3: Not tested strains or stocks; monitoring on parents or other strains in the area

日本チャールズリバー株式会社
 代表取締役社長 西尾 悦雄




 Eiichi Morimura, D.V.M.
 Quality Assurance Director