

Species: MICE

HEALTH MONITORING REPORT (October 2009)


Agents	Area	A11	A12	A13	A23	A24
	Strains & Stocks	SJL/JOrCrjCrj CBA/JNCrj Crj:CD1(ICR) NC/NgaTndCrj	CAnN.Cg-Foxn1 tm /CrjCrj ⁴ Crj:CD1-Foxn1 tm ⁴	C57BL/6NCrjCrj DBA/2NCrjCrj B6D2F1/Crj ¹	BALB/cAnNCrjCrj DBA/2NCrjCrj CD2F1/Crj ¹	CAnN.Cg-Foxn1 tm /CrjCrj ⁴
	Test period Technique	October 5 - 19	October 5 - 19	October 6 - 19	October 6 - 21	October 5 - 21
VIRUSES						
Sendai Virus ¹ (m)	MFIA	0/16	0/8	0/16	0/16	0/8
Pneumonia Virus of Mice ¹ (m)	MFIA	0/16	0/8	0/16	0/16	0/8
Mouse Hepatitis Virus ¹ (m)	MFIA	0/16	0/8	0/16	0/16	0/8
Minute Virus of Mice ¹ (m)	MFIA	0/16	0/8	0/16	0/16	0/8
Mouse Parvovirus (1 or 2) ¹ (m)	MFIA	0/16	0/8	0/16	0/16	0/8
Murine Norovirus ¹ (m)	MFIA	0/16	0/8	0/16	0/16	0/8
Theiler's Murine Encephalomyelitis Virus ¹ (m)	MFIA	0/16	0/8	0/16	0/16	0/8
Reovirus ¹ (m)	MFIA	0/16	0/8	0/16	0/16	0/8
Epizootic Diarrhea of Infant Mice Virus ¹ (m)	MFIA	0/16	0/8	0/16	0/16	0/8
BACTERIA						
<i>Bordetella bronchiseptica</i> (m)	Culture	0/16	0/16	0/16	0/16	0/16
<i>Citrobacter rodentium</i> (m)	Culture	0/8	0/8	0/8	0/8	0/8
<i>Corynebacterium kutscheri</i> (m)	Culture	0/16	0/16	0/16	0/16	0/16
<i>Pasteurella pneumotropica</i> (m)	Culture	0/16	0/16	0/16	0/16	0/16
<i>Pseudomonas aeruginosa</i> ² (m)	Culture	0/16	0/16	0/16	0/16	0/16
<i>Salmonella</i> spp. (m)	Culture	0/16	0/16	0/16	0/16	0/16
<i>Staphylococcus aureus</i> ² (m)	Culture	-	0/16	-	-	0/16
<i>Streptococcus pneumoniae</i> (m)	Culture	0/16	0/16	0/16	0/16	0/16
<i>Mycoplasma pulmonis</i> ¹ (m)	MFIA	0/16	0/8	0/16	0/16	0/8
<i>Clostridium piliforme</i> (Tyzzer's Disease) ¹ (m)	Lesions/MFIA	0/16	0/16	0/16	0/16	0/16
PARASITES AND FUNGI						
Ectoparasites (m)	Direct Examination	0/16	0/16	0/16	0/16	0/16
Pinworms (m)	Direct Examination	0/16	0/16	0/16	0/16	0/16
Gastrointestinal protozoa (m)	Direct Examination	0/8	0/8	0/8	0/8	0/8


Tested by Charles River Laboratories Japan, Inc.

Monitoring frequency: (m) monthly, (q) quarterly

Remarks : 1: Serology on immunocompetent animals from each colony
2: Not considered as specific pathogens for immunocompetent strains
3: Not tested strains or stocks; monitoring on parents or other strains in the area
4: Monitoring on both *nu/nu* and *nu/+* mice

日本チャールス・リバー株式会社
代表取締役社長 西尾悦雄




Eiichi Morimura, D.V.M.
Quality Assurance Director

Species: RATS

HEALTH MONITORING REPORT (October 2009)


Agents	Area	A15	A21	A22	A25
	Strains & Stocks	F344/DuCrIjCrIj	SHR/NCrIjCrIj WKY/NCrIjCrIj ZDF-Lepr ⁶⁹ /CrIjCrIj	CrIj:CD(SD)	CrIj:ZUC-Lepr ⁶⁴
	Test period Technique	October 6 - 19	October 13 - 21	October 13 - 21	October 13 - 21
VIRUSES					
Sendai Virus ¹ (m)	MFIA	0/16	0/16	0/16	0/16
Pneumonia Virus of Mice ¹ (m)	MFIA	0/16	0/16	0/16	0/16
Sialodacryoadenitis Virus ¹ (m)	MFIA	0/16	0/16	0/16	0/16
Rat Minute Virus ¹ (m)	MFIA	0/16	0/16	0/16	0/16
Rat Parvovirus ¹ (m)	MFIA	0/16	0/16	0/16	0/16
Toolan's H-1 Virus ¹ (m)	MFIA	0/16	0/16	0/16	0/16
Kilham Rat Virus ¹ (m)	MFIA	0/16	0/16	0/16	0/16
Reovirus ¹ (m)	MFIA	0/16	0/16	0/16	0/16
BACTERIA					
<i>Bordetella bronchiseptica</i> (m)	Culture	0/16	0/16	0/16	0/16
<i>Corynebacterium kutscheri</i> (m)	Culture	0/16	0/16	0/16	0/16
<i>Pasteurella pneumotropica</i> (m)	Culture	0/16	0/16	0/16	0/16
<i>Pseudomonas aeruginosa</i> ² (m)	Culture	0/16	0/16	0/16	0/16
<i>Salmonella</i> spp. (m)	Culture	0/16	0/16	0/16	0/16
<i>Streptococcus pneumoniae</i> (m)	Culture	0/16	0/16	0/16	0/16
<i>Mycoplasma pulmonis</i> ¹ (m)	MFIA	0/16	0/16	0/16	0/16
<i>Clostridium piliforme</i> (Tyzzer's Disease) ¹ (m)	Lesions/MFIA	0/16	0/16	0/16	0/16
PARASITES AND FUNGI					
Ectoparasites (m)	Direct Examination	0/16	0/16	0/16	0/16
Pinworms (m)	Direct Examination	0/16	0/16	0/16	0/16
Gastrointestinal protozoa (m)	Direct Examination	0/8	0/8	0/8	0/8

Tested by Charles River Laboratories Japan, Inc.

Monitoring frequency: (m) monthly, (q) quarterly

Remarks: 1: Serology on immunocompetent animals from each colony
2: Not considered as specific pathogens for immunocompetent strains

日本チャールス・リバー株式会社
代表取締役社長 西尾悦雄




Eiichi Morimura, D.V.M.
Quality Assurance Director

HEALTH MONITORING REPORT (October 2009)

Printed date: October 21, 2009

Location: Hino Breeding Center

Species: MICE



Agents	Area	H12	H23
	Strains & Stocks	Crj:CD1(ICR) C57BL/6NCrCrj C3H/HeNCrCrj B6C3F1/Crj ³	BALB/cAnNCrCrj DBA/1JNCrj
	Test period Technique	October 14 - 21	October 14 - 21
VIRUSES			
Sendai Virus ¹ (m)	MFIA	0/16	0/16
Pneumonia Virus of Mice ¹ (m)	MFIA	0/16	0/16
Mouse Hepatitis Virus ¹ (m)	MFIA	0/16	0/16
Minute Virus of Mice ¹ (m)	MFIA	0/16	0/16
Mouse Parvovirus (1 or 2) ¹ (m)	MFIA	0/16	0/16
Murine Norovirus ¹ (m)	MFIA	0/16	0/16
Theiler's Murine Encephalomyelitis Virus ¹ (m)	MFIA	0/16	0/16
Reovirus ¹ (m)	MFIA	0/16	0/16
Epizootic Diarrhea of Infant Mice Virus ¹ (m)	MFIA	0/16	0/16
BACTERIA			
<i>Bordetella bronchiseptica</i> (m)	Culture	0/16	0/16
<i>Citrobacter rodentium</i> (m)	Culture	0/8	0/8
<i>Corynebacterium kutscheri</i> (m)	Culture	0/16	0/16
<i>Pasteurella pneumotropica</i> (m)	Culture	0/16	0/16
<i>Pseudomonas aeruginosa</i> ² (m)	Culture	0/16	0/16
<i>Salmonella</i> spp. (m)	Culture	0/16	0/16
<i>Streptococcus pneumoniae</i> (m)	Culture	0/16	0/16
<i>Mycoplasma pulmonis</i> ¹ (m)	MFIA	0/16	0/16
<i>Clostridium piliforme</i> (Tyzzer's Disease) ¹ (m)	Lesions/MFIA	0/16	0/16
PARASITES AND FUNGI			
Ectoparasites (m)	Direct Examination	0/16	0/16
Pinworms (m)	Direct Examination	0/16	0/16
Gastrointestinal protozoa (m)	Direct Examination	0/8	0/8

Tested by Charles River Laboratories Japan, Inc.

Monitoring frequency: (m) monthly, (g) quarterly

Remarks : 1: Serology on immunocompetent animals from each colony
2: Not considered as specific pathogens for immunocompetent strains
3: Not tested strains or stocks; monitoring on parents or other strains in the area

日本チャールス・リバー株式会社
代表取締役社長 西尾悦雄


Eiichi Morimura, D.V.M.
Quality Assurance Director

Species: RATS

HEALTH MONITORING REPORT (October 2009)


Agents	Area	H11	H13	H21
	Strains & Stocks	Cr:CD(SD) Cr:WI(Han)	LEW/Cr/Crlj BN/Cr/Crlj	Cr:CD(SD)
	Test period Technique	October 15 - 21	October 15 - 21	October 15 - 21
VIRUSES				
Sendai Virus ¹ (m)	MFIA	0/16	0/16	0/16
Pneumonia Virus of Mice ¹ (m)	MFIA	0/16	0/16	0/16
Sialodacryoadenitis Virus ¹ (m)	MFIA	0/16	0/16	0/16
Rat Minute Virus ¹ (m)	MFIA	0/16	0/16	0/16
Rat Parvovirus ¹ (m)	MFIA	0/16	0/16	0/16
Toolan's H-1 Virus ¹ (m)	MFIA	0/16	0/16	0/16
Kilham Rat Virus ¹ (m)	MFIA	0/16	0/16	0/16
Reovirus ¹ (m)	MFIA	0/16	0/16	0/16
BACTERIA				
<i>Bordetella bronchiseptica</i> (m)	Culture	0/16	0/16	0/16
<i>Corynebacterium kutscheri</i> (m)	Culture	0/16	0/16	0/16
<i>Pasteurella pneumotropica</i> (m)	Culture	0/16	0/16	0/16
<i>Pseudomonas aeruginosa</i> ² (m)	Culture	0/16	0/16	0/16
<i>Salmonella</i> spp. (m)	Culture	0/16	0/16	0/16
<i>Streptococcus pneumoniae</i> (m)	Culture	0/16	0/16	0/16
<i>Mycoplasma pulmonis</i> ¹ (m)	MFIA	0/16	0/16	0/16
<i>Clostridium piliforme</i> (Tyzzer's Disease) ¹ (m)	Lesions/MFIA	0/16	0/16	0/16
PARASITES AND FUNGI				
Ectoparasites (m)	Direct Examination	0/16	0/16	0/16
Pinworms (m)	Direct Examination	0/16	0/16	0/16
Gastrointestinal protozoa (m)	Direct Examination	0/8	0/8	0/8

Tested by Charles River Laboratories Japan, Inc.

Monitoring frequency: (m) monthly, (q) quarterly

Remarks : 1: Serology on immunocompetent animals from each colony
2: Not considered as specific pathogens for immunocompetent strains

日本チャールス・リバー株式会社
代表取締役社長 西尾 悦雄




Eiichi Morimura, D.V.M.
Quality Assurance Director

Species: MICE

HEALTH MONITORING REPORT (October 2009)

Agents	Area	T12	T22	T23
	Strains & Stocks	JAX [®] Mice Strain C57BL/6J	JAX [®] Mice Strain B6.V-Lep ^{ob} /J JAX [®] Mice Strain BKS.Cg-Dock7 ^m +/+ Lep ^{ob} /J	CAnN.Cg-Foxn1 ^{nu} /CrIcrIj ³
	Technique	October 7 - 21	October 7 - 19	October 7 - 21
VIRUSES				
Sendai Virus ¹ (m)	MFIA	0/16	0/16	0/8
Pneumonia Virus of Mice ¹ (m)	MFIA	0/16	0/16	0/8
Mouse Hepatitis Virus ¹ (m)	MFIA	0/16	0/16	0/8
Minute Virus of Mice ¹ (m)	MFIA	0/16	0/16	0/8
Mouse Parvovirus (1 or 2) ¹ (m)	MFIA	0/16	0/16	0/8
Murine Norovirus ¹ (m)	MFIA	0/16	0/16	0/8
Theiler's Murine Encephalomyelitis Virus ¹ (m)	MFIA	0/16	0/16	0/8
Reovirus ¹ (m)	MFIA	0/16	0/16	0/8
Epizootic Diarrhea of Infant Mice Virus ¹ (m)	MFIA	0/16	0/16	0/8
BACTERIA				
<i>Bordetella bronchiseptica</i> (m)	Culture	0/16	0/16	0/16
<i>Citrobacter rodentium</i> (m)	Culture	0/8	0/8	0/8
<i>Corynebacterium kutscheri</i> (m)	Culture	0/16	0/16	0/16
<i>Pasteurella pneumotropica</i> (m)	Culture	0/16	0/16	0/16
<i>Pseudomonas aeruginosa</i> ² (m)	Culture	0/16	0/16	0/16
<i>Salmonella</i> spp. (m)	Culture	0/16	0/16	0/16
<i>Staphylococcus aureus</i> ² (m)	Culture	-	-	0/16
<i>Streptococcus pneumoniae</i> (m)	Culture	0/16	0/16	0/16
<i>Mycoplasma pulmonis</i> ¹ (m)	MFIA	0/16	0/16	0/8
<i>Clostridium piliforme</i> (Tyzzer's Disease) ¹ (m)	Lesions/MFIA	0/16	0/16	0/16
PARASITES AND FUNGI				
Ectoparasites (m)	Direct Examination	0/16	0/16	0/16
Pinworms (m)	Direct Examination	0/16	0/16	0/16
Gastrointestinal protozoa (m)	Direct Examination	0/8	0/8	0/8


Monitoring frequency: (m) monthly, (q) quarterly


Tested by Charles River Laboratories Japan, Inc.

Remarks : 1: Serology on immunocompetent animals from each colony
2: Not considered as specific pathogens for immunocompetent strains
3: Monitoring on both *nu/nu* and *nu/+* mice

Note: JAX[®] is a registered trademark of The Jackson Laboratory. All rights reserved.

日本チャールズ・リバー株式会社
代表取締役社長 西尾 悦雄




Erichi Morimura, D.V.M.
Quality Assurance Director

HEALTH MONITORING REPORT (October 2009)

Species: RATS


Agents	Area	T11	T21
	Strains & Stocks	Crj:WI LEW/CrjCrj	Crj:CD(SD)
	Test period Technique	October 8 - 19	October 8 - 19
VIRUSES			
Sendai Virus ¹ (m)	MFIA	0/16	0/16
Pneumonia Virus of Mice ¹ (m)	MFIA	0/16	0/16
Sialodacryoadenitis Virus ¹ (m)	MFIA	0/16	0/16
Rat Minute Virus ¹ (m)	MFIA	0/16	0/16
Rat Parvovirus ¹ (m)	MFIA	0/16	0/16
Toolan's H-1 Virus ¹ (m)	MFIA	0/16	0/16
Kilham Rat Virus ¹ (m)	MFIA	0/16	0/16
Reovirus ¹ (m)	MFIA	0/16	0/16
BACTERIA			
<i>Bordetella bronchiseptica</i> (m)	Culture	0/16	0/16
<i>Corynebacterium kutscheri</i> (m)	Culture	0/16	0/16
<i>Pasteurella pneumotropica</i> (m)	Culture	0/16	0/16
<i>Pseudomonas aeruginosa</i> ² (m)	Culture	0/16	0/16
<i>Salmonella</i> spp. (m)	Culture	0/16	0/16
<i>Streptococcus pneumoniae</i> (m)	Culture	0/16	0/16
<i>Mycoplasma pulmonis</i> ¹ (m)	MFIA	0/16	0/16
<i>Clostridium piliforme</i> (Tyzzer's Disease) ¹ (m)	Lesions/MFIA	0/16	0/16
PARASITES AND FUNGI			
Ectoparasites (m)	Direct Examination	0/16	0/16
Pinworms (m)	Direct Examination	0/16	0/16
Gastrointestinal protozoa (m)	Direct Examination	0/8	0/8


Monitoring frequency: (m) monthly, (q) quarterly

Tested by Charles River Laboratories Japan, Inc.

Remarks : 1: Serology on immunocompetent animals from each colony
2: Not considered as specific pathogens for immunocompetent strains

日本チャールズ・リバー株式会社
代表取締役社長 西尾 悦/雄




Eiichi Morimura, D.V.M.
Quality Assurance Director

Species: MICE (Lung Sample*)

HEALTH MONITORING REPORT (September 2009)

Agents	Area	Isolator	Isolator
	Strains & Stocks	CB17/ler-Prkdc ^{scid} /CrjCrj	JAX [®] Mice Strain NOD.CB17-Prkdc ^{scid} /J
	Test period Technique	September 14 - 29	September 14 - 29
PARASITES AND FUNGI <i>Pneumocystis carinii</i>	PCR	0/12	0/8

Tested by Charles River Research Animal Diagnostic Services

Monitoring frequency: *Pneumocystis carinii* is tested quarterly.

*: Samples were collected at Charles River Laboratories Japan and shipped to Charles River Laboratories for *P. carinii* PCR.

Note: JAX[®] is a registered trademark of The Jackson Laboratory. All rights reserved.

日本チャールス・リバー株式会社
代表取締役社長 西尾悦雄



Eiichi Morimura, D.V.M.
Quality Assurance Director

Species: MICE (Fecal Sample)

HEALTH MONITORING REPORT (October 2009)


Agents	Area	Isolator	Isolator
	Strains & Stocks	CB17/Her-Prkdc ^{scid} /CrjCrj C57BL/6NCrjCrj (Sentinels)	JAX [®] Mice Strain NOD.CB17-Prkdc ^{scid} C57BL/6NCrjCrj (Sentinels)
	Technique	Test period	October 19 - 22
BACTERIA			
<i>Bordetella bronchiseptica</i>	Culture	0/29	0/24
<i>Citrobacter rodentium</i>	Culture	0/29	0/24
<i>Pseudomonas aeruginosa</i>	Culture	0/29	0/24
<i>Salmonella</i> spp.	Culture	0/29	0/24
<i>Staphylococcus aureus</i>	Culture	0/29	0/24

Testing frequency: Fecal samples of isolator-maintained animals are tested monthly.

Tested by Charles River Laboratories Japan, Inc.

Note: JAX[®] is a registered trademark of The Jackson Laboratory. All rights reserved.

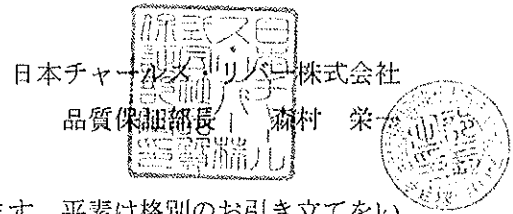
日本チャールス・リバー株式会社
代表取締役社長 西尾 悦雄



Eiichi Morimura
Eiichi Morimura, D.V.M.
Quality Assurance Director

平成 21 年 10 月 22 日

お客様各位



拝啓 秋涼の候、時下ますますご清祥の段、お慶び申し上げます。平素は格別のお引き立てをいただき、厚く御礼申し上げます。

平成 21 年 9 月の微生物モニタリングにおいて、米国チャールス・リバーへ動物を送り実施しました *Helicobacter* の PCR 試験において一部検体で試験の実施が確認できませんでした。以下に実施が確認できなかった試験の詳細および弊社の対応についてご説明させていただきます。

お客様には大変ご迷惑をお掛けします事をお詫び致します。また、再発防止に努めてまいりますので、今後とも引き続き倍旧のご厚情を賜りたく、お願い申し上げます。

敬具

記

<実施が確認できなかった試験について：RADS Health Monitoring Report (September 2009)>

平成 21 年 9 月 8 日火曜日に米国チャールス・リバーへ送り行った微生物モニタリングにて A-11 エリアのマウス（系統：NC/NgaTcdCrlj）15 検体のうち、7 検体について *Helicobacter* の PCR 試験 3 項目（*Helicobacter* spp., *Helicobacter hepaticus*, *Helicobacter bilis*）の実施が確認できませんでした。

Helicobacter の PCR 試験については、通常 2 検体分の糞便を 1 検体にプールして実施しております。A-11 エリアについては、8 検体分の試験結果が出ていることから、サンプリングした 15 検体を使用して試験が実施された可能性が高いと考えます。しかしながら、米国チャールス・リバーに確認を行ったところ、糞便をプールして使用した記録がなく 7 検体分についての試験実施を証明する事はできませんでした。*8 検体のみの試験結果報告になっています。

一方、弊社では平成 21 年 9 月 3 日木曜日に国内で実施した A-11 エリアの微生物モニタリングにおいて 4 週齢以外のマウス 16 検体より糞便を採取しており、それらの検体を用いて *Helicobacter* の PCR 試験を実施し、全ての検体が *Helicobacter* spp., *Helicobacter hepaticus* および *Helicobacter bilis* 陰性であった事を確認しております。

<原因究明と今後の対策>

米国チャールス・リバーでの試験において、プールした検体の記録を行わなかった事が原因と考えます。今後は米国チャールス・リバーへ検体記録の徹底を要求し、再発防止に努めてまいります。また、自社生産動物の微生物モニタリングへ PCR 試験を早期に導入し、試験開始から結果の確認およびお客様への報告を迅速に行える体制を整えて参ります。

以上

CHARLES RIVER LABORATORIES JAPAN

INNOTECH Bldg. 11F3-17-6 Shin-Yokohama, Kohoku-ku, Yokohama, Kanagawa 222-0033, Japan
TEL:+81-45-474-9340・FAX:+81-45-474-9341・http://www.crj.co.jp

RADS HEALTH MONITORING REPORT (September 2009)

Species: MICE

Agents	Area	A11	A12	A13	A23	A24
	Strains & Stocks	SJL/JOrCrjCrj ³ CBA/JNCrj ³ Crj:CD1(ICR) ³ NC/NgaTndCrj	CAnN.Cg-Foxn1 ^{+/+} CrjCrj ⁴ Crj:CD1-Foxn1 ^{+/+} ³	C57BL/6NCrjCrj ³ DBA/2NCrjCrj ³ B6D2F1/Crj ³	BALB/cAnNCrjCrj ³ DBA/2NCrjCrj ³ CD2F1/Crj ³	CAnN.Cg-Foxn1 ^{+/+} CrjCrj ⁴
	Test period	September 9 - 17	September 9 - 25	September 9 - 25	September 9 - 25	September 9 - 25
Technique						
VIRUSES						
Sendai Virus ¹	MFIA	0/15	0/15	0/15	0/15	0/15
Pneumonia Virus of Mice ¹	MFIA	0/15	0/15	0/15	0/15	0/15
Mouse Hepatitis Virus ¹	MFIA	0/15	0/15	0/15	0/15	0/15
Minute Virus of Mice ¹	MFIA	0/15	0/15	0/15	0/15	0/15
Mouse Parvovirus (1 or 2) ¹	MFIA	0/15	0/15	0/15	0/15	0/15
Theiler's Murine Encephalomyelitis Virus ¹	MFIA	0/15	0/15	0/15	0/15	0/15
Reovirus ¹	MFIA	0/15	0/15	0/15	0/15	0/15
Epizootic Diarrhea of Infant Mice Virus ¹	MFIA	0/15	0/15	0/15	0/15	0/15
Lymphocytic Choriomeningitis Virus ¹	MFIA	0/15	0/15	0/15	0/15	0/15
Ectromelia Virus ¹	MFIA	0/15	0/15	0/15	0/15	0/15
Mouse Adenovirus (1 or 2) ¹	MFIA	0/15	0/15	0/15	0/15	0/15
Mouse Cytomegalovirus ¹	MFIA	0/15	0/15	0/15	0/15	0/15
Mouse Pneumonitis Virus ¹	MFIA	0/15	0/15	0/15	0/15	0/15
Polyoma Virus ¹	MFIA	0/15	0/15	0/15	0/15	0/15
Hantaan Virus ¹	MFIA	0/15	0/15	0/15	0/15	0/15
Mouse Thymic Virus ¹	IFA	0/15	0/15	0/15	0/15	0/15
BACTERIA						
<i>Bordetella bronchiseptica</i>	Culture	0/15	0/15	0/15	0/15	0/15
<i>Citrobacter rodentium</i>	Culture	0/15	0/15	0/15	0/15	0/15
<i>Corynebacterium kutscheri</i>	Culture	0/15	0/15	0/15	0/15	0/15
<i>Pasteurella pneumotropica</i>	Culture	0/15	0/15	0/15	0/15	0/15
<i>Pseudomonas aeruginosa</i> ²	Culture	-	0/15	-	-	0/15
<i>Salmonella</i> spp.	Culture	0/15	0/15	0/15	0/15	0/15
<i>Sireptococcus pneumoniae</i>	Culture	0/15	0/15	0/15	0/15	0/15
<i>Staphylococcus aureus</i> ²	Culture	-	0/15	-	-	0/15
β -Hemolytic <i>Streptococcus</i> spp. ²	Culture	-	0/15	-	-	0/15
<i>Helicobacter hepaticus</i>	PCR	0/8	0/15	0/15	0/15	0/15
<i>Helicobacter bilis</i>	PCR	0/8	0/15	0/15	0/15	0/15
<i>Helicobacter</i> spp.	PCR	0/8	0/15	0/15	0/15	0/15
<i>Sirophacillus moniliformis</i>	PCR	0/15	0/15	0/15	0/15	0/15
<i>Mycoplasma pulmonis</i> ¹	PCR/MFIA	0/15	0/15	0/15	0/15	0/15
<i>Clostridium piliforme</i> (Tyzzer's Disease) ¹	Lesions/MFIA	0/15	0/15	0/15	0/15	0/15
CAR bacillus ¹	MFIA	0/15	0/15	0/15	0/15	0/15
PARASITES AND FUNGI						
Ectoparasites	Direct Examination	0/15	0/15	0/15	0/15	0/15
Pinworms	Direct Examination	0/15	0/15	0/15	0/15	0/15
Gastrointestinal protozoa	Direct Examination	0/8	0/8	0/8	0/8	0/8
<i>Encephalitozoon cuniculi</i> ¹	MFIA	0/15	0/15	0/15	0/15	0/15

Tested by Charles River Research Animal Diagnostic Services

Animals were shipped to Charles River Laboratories on September 8, 2009.

- Remarks : 1: Serology on immunocompetent animals from each colony
 2: Not considered as specific pathogens for immunocompetent strains
 3: Not tested strains or stocks; monitoring on parents or other strains in the area
 4: Monitoring on *mf+* mice

日本チャールズ・リバー株式会社
 代表取締役社長 西尾悦雄


 Eiichi Morimura, D.V.M.
 Quality Assurance Director

Species: RATS

RADS HEALTH MONITORING REPORT (September 2009)


Agents	Area	A15	A21	A22	A25
	Strains & Stocks	F344/DuCrIj	SHR/NCrIj WKY/NCrIj ² ZDF-Lep ⁶⁹ /CrIj ²	CrI:CD(SD)	CrIj:ZUC-Lep ⁶⁹
	Test period Technique	September 9 - 18	September 9 - 22	September 9 - 22	September 9 - 22
VIRUSES					
Sendai Virus ¹	MFIA	0/15	0/15	0/15	0/15
Pneumonia Virus of Mice ¹	MFIA	0/15	0/15	0/15	0/15
Sialodacryoadenitis Virus ¹	MFIA	0/15	0/15	0/15	0/15
Rat Minute Virus ¹	MFIA	0/15	0/15	0/15	0/15
Rat Parvovirus ¹	MFIA	0/15	0/15	0/15	0/15
Toolan's H-1 Virus ¹	MFIA	0/15	0/15	0/15	0/15
Kilham Rat Virus ¹	MFIA	0/15	0/15	0/15	0/15
Rcovirus ¹	MFIA	0/15	0/15	0/15	0/15
Lymphocytic Choriomeningitis Virus ¹	MFIA	0/15	0/15	0/15	0/15
Mouse Adenovirus (1 or 2) ¹	MFIA	0/15	0/15	0/15	0/15
Hantaan Virus ¹	MFIA	0/15	0/15	0/15	0/15
BACTERIA					
<i>Bordetella bronchiseptica</i>	Culture	0/15	0/15	0/15	0/15
<i>Corynebacterium kutscheri</i>	Culture	0/15	0/15	0/15	0/15
<i>Pasteurella pneumotropica</i>	Culture	0/15	0/15	0/15	0/15
<i>Salmonella</i> spp.	Culture	0/15	0/15	0/15	0/15
<i>Streptococcus pneumoniae</i>	Culture	0/15	0/15	0/15	0/15
<i>Helicobacter hepaticus</i>	PCR	0/15	0/15	0/15	0/15
<i>Helicobacter bilis</i>	PCR	0/15	0/15	0/15	0/15
<i>Helicobacter</i> spp.	PCR	0/15	0/15	0/15	0/15
<i>Streptobacillus moniliformis</i>	PCR	0/15	0/15	0/15	0/15
<i>Mycoplasma pulmonis</i> ¹	PCR/MFIA	0/15	0/15	0/15	0/15
<i>Clostridium piliforme</i> (Tyzzer's Disease) ¹	Lesions/MFIA	0/15	0/15	0/15	0/15
CAR bacillus ¹	MFIA	0/15	0/15	0/15	0/15
PARASITES AND FUNGI					
Ectoparasites	Direct Examination	0/15	0/15	0/15	0/15
Pinworms	Direct Examination	0/15	0/15	0/15	0/15
Gastrointestinal protozoa	Direct Examination	0/8	0/8	0/8	0/8
<i>Encephalitozoon cuniculi</i> ¹	MFIA	0/15	0/15	0/15	0/15

Tested by Charles River Research Animal Diagnostic Services

Animals were shipped to Charles River Laboratories on September 8, 2009.

Remarks : 1: Serology on immunocompetent animals from each colony
2: Not tested strains or stocks; monitoring on parents or other strains in the area

日本チャールズ・リバー株式会社
代表取締役社長 西尾 悦雄


Eiichi Morimura, D.V.M.
Quality Assurance Director

RADS HEALTH MONITORING REPORT (September 2009)

Species: MICE

Agents	Area	H12	H23
	Strains & Stocks	Crj:CD1(ICR) ² C57BL/6NCrjCrj C3H/HeNCrjCrj ² B6C3F1/Crj ²	BALB/cAnNCrjCrj ² DBA/1JNCrj
	Test period Technique	September 17 - 28	September 17 - 28
VIRUSES			
Sendai Virus ¹	MFIA	0/15	0/15
Pneumonia Virus of Mice ¹	MFIA	0/15	0/15
Mouse Hepatitis Virus ¹	MFIA	0/15	0/15
Minute Virus of Mice ¹	MFIA	0/15	0/15
Mouse Parvovirus (1 or 2) ¹	MFIA	0/15	0/15
Theiler's Murine Encephalomyelitis Virus ¹	MFIA	0/15	0/15
Reovirus ¹	MFIA	0/15	0/15
Epizootic Diarrhea of Infant Mice Virus ¹	MFIA	0/15	0/15
Lymphocytic Choriomeningitis Virus ¹	MFIA	0/15	0/15
Ectromelia Virus ¹	MFIA	0/15	0/15
Mouse Adenovirus (1 or 2) ¹	MFIA	0/15	0/15
Mouse Cytomegalovirus ¹	MFIA	0/15	0/15
Mouse Pneumonitis Virus ¹	MFIA	0/15	0/15
Polyoma Virus ¹	MFIA	0/15	0/15
Hantaan Virus ¹	MFIA	0/15	0/15
Mouse Thymic Virus ¹	IFA	0/15	0/15
BACTERIA			
<i>Bordetella bronchiseptica</i>	Culture	0/15	0/15
<i>Citrobacter rodentium</i>	Culture	0/15	0/15
<i>Corynebacterium kutscheri</i>	Culture	0/15	0/15
<i>Pasteurella pneumotropica</i>	Culture	0/15	0/15
<i>Salmonella</i> spp.	Culture	0/15	0/15
<i>Streptococcus pneumoniae</i>	Culture	0/15	0/15
<i>Helicobacter hepaticus</i>	PCR	0/15	0/15
<i>Helicobacter bilis</i>	PCR	0/15	0/15
<i>Helicobacter</i> spp.	PCR	0/15	0/15
<i>Streptobacillus moniliformis</i>	PCR	0/15	0/15
<i>Mycoplasma pulmonis</i> ¹	PCR/MFIA	0/15	0/15
<i>Clostridium piliforme</i> (Tyzzer's Disease) ¹	Lesions/MFIA	0/15	0/15
CAR bacillus ¹	MFIA	0/15	0/15
PARASITES AND FUNGI			
Ectoparasites	Direct Examination	0/15	0/15
Pinworms	Direct Examination	0/15	0/15
Gastrointestinal protozoa	Direct Examination	0/8	0/8
<i>Encephalitozoon cuniculi</i> ¹	MFIA	0/15	0/15


Tested by Charles River Research Animal Diagnostic Services

Animals were shipped to Charles River Laboratories on September 16, 2009.

Remarks : 1: Serology on immunocompetent animals from each colony
2: Not tested strains or stocks; monitoring on parents or other strains in the area

日本チャールズ・リバー株式会社
代表取締役社長 西尾 祝雄




Eitchi Morimura, D.V.M.
Quality Assurance Director

Species: RATS

RADS HEALTH MONITORING REPORT (September 2009)



Agents	Area	H11	H13	H21
	Strains & Stocks	Cri:CD(SD) Cri:WI(Han) ²	LEW/CriCrj BN/CriCrj ²	Cri:CD(SD)
	Test period Technique	September 17 - October 5	September 17 - October 5	September 17 - October 5
VIRUSES				
Sendai Virus ¹	MFIA	0/15	0/15	0/15
Pneumonia Virus of Mice ¹	MFIA	0/15	0/15	0/15
Sialodacryoadenitis Virus ¹	MFIA	0/15	0/15	0/15
Rat Minute Virus ¹	MFIA	0/15	0/15	0/15
Rat Parvovirus ¹	MFIA	0/15	0/15	0/15
Toolan's H-1 Virus ¹	MFIA	0/15	0/15	0/15
Kilham Rat Virus ¹	MFIA	0/15	0/15	0/15
Reovirus ¹	MFIA	0/15	0/15	0/15
Lymphocytic Choriomeningitis Virus ¹	MFIA	0/15	0/15	0/15
Mouse Adenovirus (1 or 2) ¹	MFIA	0/15	0/15	0/15
Hantaan Virus ¹	MFIA	0/15	0/15	0/15
BACTERIA				
<i>Bordetella bronchiseptica</i>	Culture	0/15	0/15	0/15
<i>Corynebacterium kutscheri</i>	Culture	0/15	0/15	0/15
<i>Pasteurella pneumotropica</i>	Culture	0/15	0/15	0/15
<i>Salmonella</i> spp.	Culture	0/15	0/15	0/15
<i>Streptococcus pneumoniae</i>	Culture	0/15	0/15	0/15
<i>Helicobacter hepaticus</i>	PCR	0/15	0/15	0/15
<i>Helicobacter bilis</i>	PCR	0/15	0/15	0/15
<i>Helicobacter</i> spp.	PCR	0/15	0/15	0/15
<i>Streptobacillus moniliformis</i>	PCR	0/15	0/15	0/15
<i>Mycoplasma pulmonis</i> ¹	PCR/MFIA	0/15	0/15	0/15
<i>Clostridium piliforme</i> (Tyzzer's Disease) ¹	Lesions/MFIA	0/15	0/15	0/15
CAR bacillus ¹	MFIA	0/15	0/15	0/15
PARASITES AND FUNGI				
Ectoparasites	Direct Examination	0/15	0/15	0/15
Pinworms	Direct Examination	0/15	0/15	0/15
Gastrointestinal protozoa	Direct Examination	0/8	0/8	0/8
<i>Encephalitozoon cuniculi</i> ¹	MFIA	0/15	0/15	0/15

Animals were shipped to Charles River Laboratories on September 16, 2009.

Tested by Charles River Research Animal Diagnostic Services

Remarks: 1: Serology on immunocompetent animals from each colony
2: Not tested strains or stocks; monitoring on parents or other strains in the area

日本チャールズ・リバー株式会社
代表取締役社長 西尾悦雄


Eiichi Morimura, D.V.M.
Quality Assurance Director

RADS HEALTH MONITORING REPORT (September 2009)

Printed date: October 22, 2009

Location: Tsukuba Breeding Center

Species: MICE

Agents	Area	T12	T22	T23
	Strains & Stocks	JAX [®] Mice Strain C57BL/6J	JAX [®] Mice Strain B6.V-Lep ^{ob/1} JAX [®] Mice Strain BKS.Cg-Dock7 ^{m-/+ Lep^{ob/1}} 3	CAnN.Cg-Foxn1 ^{tm1} /Cr1Cr1j ⁴
	Test period Technique	September 17 - 25	September 17 - 28	September 17 - October 1
VIRUSES				
Sendai Virus ¹	MFIA	0/15	0/15	0/15
Pneumonia Virus of Mice ¹	MFIA	0/15	0/15	0/15
Mouse Hepatitis Virus ¹	MFIA	0/15	0/15	0/15
Minute Virus of Mice ¹	MFIA	0/15	0/15	0/15
Mouse Parvovirus (1 or 2) ¹	MFIA	0/15	0/15	0/15
Theiler's Murine Encephalomyelitis Virus ¹	MFIA	0/15	0/15	0/15
Reovirus ¹	MFIA	0/15	0/15	0/15
Epizootic Diarrhea of Infant Mice Virus ¹	MFIA	0/15	0/15	0/15
Lymphocytic Choriomeningitis Virus ¹	MFIA	0/15	0/15	0/15
Ectromelia Virus ¹	MFIA	0/15	0/15	0/15
Mouse Adenovirus (1 or 2) ¹	MFIA	0/15	0/15	0/15
Mouse Cytomegalovirus ¹	MFIA	0/15	0/15	0/15
Mouse Pneumonitis Virus ¹	MFIA	0/15	0/15	0/15
Polyoma Virus ¹	MFIA	0/15	0/15	0/15
Hantaan Virus ¹	MFIA	0/15	0/15	0/15
Mouse Thymic Virus ¹	IFA	0/15	0/15	0/15
BACTERIA				
<i>Bordetella bronchiseptica</i>	Culture	0/15	0/15	0/15
<i>Citrobacter rodentium</i>	Culture	0/15	0/15	0/15
<i>Corynebacterium kutscheri</i>	Culture	0/15	0/15	0/15
<i>Pasteurella pneumotropica</i>	Culture	0/15	0/15	0/15
<i>Pseudomonas aeruginosa</i> ²	Culture	-	-	0/15
<i>Salmonella</i> spp.	Culture	0/15	0/15	0/15
<i>Streptococcus pneumoniae</i>	Culture	0/15	0/15	0/15
<i>Staphylococcus aureus</i> ²	Culture	-	-	0/15
<i>β-Hemolytic Streptococcus</i> spp. ²	Culture	-	-	0/15
<i>Helicobacter hepaticus</i>	PCR	0/15	0/15	0/15
<i>Helicobacter bilis</i>	PCR	0/15	0/15	0/15
<i>Helicobacter</i> spp.	PCR	0/15	0/15	0/15
<i>Streptobacillus moniliformis</i>	PCR	0/15	0/15	0/15
<i>Mycoplasma pulmonis</i> ¹	MFIA	0/15	0/15	0/15
<i>Clostridium piliforme</i> (Tyzzer's Disease) ¹	Lesions/MFIA	0/15	0/15	0/15
CAR bacillus ¹	MFIA	0/15	0/15	0/15
PARASITES AND FUNGI				
Ectoparasites	Direct Examination	0/15	0/15	0/15
Pinworms	Direct Examination	0/15	0/15	0/15
Gastrointestinal protozoa	Direct Examination	0/8	0/8	0/8
<i>Encephalitozoon cuniculi</i> ¹	MFIA	0/15	0/15	0/15


Tested by Charles River Research Animal Diagnostic Services

Animals were shipped to Charles River Laboratories on September 16, 2009.

- Remarks : 1: Serology on immunocompetent animals from each colony
 2: Not considered as specific pathogens for immunocompetent strains
 3: Not tested strains or stocks; monitoring on parents or other strains in the area
 4: Monitoring on *me/+* mice

Note: JAX[®] is a registered trademark of The Jackson Laboratory. All rights reserved.

日本チャールズ・リバー株式会社
 代表取締役社長 西尾 悦雄




 Eiichi Morimura, D.V.M.
 Quality Assurance Director

Species: RATS

RADS HEALTH MONITORING REPORT (September 2009)


Agents	Area	T11	T21
	Strains & Stocks	CrIj:Wi ² LEW/CrIj	CrI:CD(SD)
	Test period Technique	September 17 - October 2	September 17 - October 9
VIRUSES			
Sendai Virus ¹	MFIA	0/15	0/15
Pneumonia Virus of Mice ¹	MFIA	0/15	0/15
Sialodacryoadenitis Virus ¹	MFIA	0/15	0/15
Rat Minute Virus ¹	MFIA	0/15	0/15
Rat Parvovirus ¹	MFIA	0/15	0/15
Toolan's H-1 Virus ¹	MFIA	0/15	0/15
Kilham Rat Virus ¹	MFIA	0/15	0/15
Reovirus ¹	MFIA	0/15	0/15
Lymphocytic Choriomeningitis Virus ¹	MFIA	0/15	0/15
Mouse Adenovirus (1 or 2) ¹	MFIA	0/15	0/15
Hantaan Virus ¹	MFIA	0/15	0/15
BACTERIA			
<i>Bordetella bronchiseptica</i>	Culture	0/15	0/15
<i>Corynebacterium kutscheri</i>	Culture	0/15	0/15
<i>Pasteurella pneumotropica</i>	Culture	0/15	0/15
<i>Salmonella</i> spp.	Culture	0/15	0/15
<i>Streptococcus pneumoniae</i>	Culture	0/15	0/15
<i>Helicobacter hepaticus</i>	PCR	0/15	0/15
<i>Helicobacter bilis</i>	PCR	0/15	0/15
<i>Helicobacter</i> spp.	PCR	0/15	0/15
<i>Streptobacillus moniliformis</i>	PCR	0/15	0/15
<i>Mycoplasma pulmonis</i> ¹	PCR/MFIA	0/15	0/15
<i>Clostridium piliforme</i> (Tyzzer's Disease) ¹	Lesions/MFIA	0/15	0/15
CAR bacillus ¹	MFIA	0/15	0/15
PARASITES AND FUNGI			
Ectoparasites	Direct Examination	0/15	0/15
Pinworms	Direct Examination	0/15	0/15
Gastrointestinal protozoa	Direct Examination	0/8	0/8
<i>Encephalitozoon cuniculi</i> ¹	MFIA	0/15	0/15

Animals were shipped to Charles River Laboratories on September 16, 2009.

Tested by Charles River Research Animal Diagnostic Services

Remarks : 1: Serology on immunocompetent animals from each colony
2: Not tested strains or stocks; monitoring on parents or other strains in the area

日本チャールズ・リバー株式会社
代表取締役社長 西尾悦雄




Eiichi Morimura, D.V.M.
Quality Assurance Director

Species: MICE

RADS HEALTH MONITORING REPORT (September 2009)


Agents	Area	A12	A24
	Strains & Stocks	CA ⁿ N.Cg-Foxn1 ^{tm1} /CrjCrj ² Crj;CD1-Foxn1 ^{tm1}	CA ⁿ N.Cg-Foxn1 ^{tm1} /CrjCrj ²
	Technique	September 9 - 18	September 9 - 22
PARASITES AND FUNGI <i>Pneumocystis carinii</i>	PCR	0/5	0/5

Tested by Charles River Research Animal Diagnostic Services

Monitoring frequency: *Pneumocystis carinii* is tested quarterly.
Animals were shipped to Charles River Laboratories on September 8, 2009.

Remarks : 1: Not tested strains or stocks; monitoring on parents or other strains in the area
2: Monitoring on *nu/nu* mice

日本チャールズ・リバー株式会社
代表取締役社長 西尾悦雄




Eiichi Morimura, D.V.M.
Quality Assurance Director

RADS HEALTH MONITORING REPORT (September 2009)

Printed date: October 22, 2009

Location: Tsukuba Breeding Center

Species: MICE



Agents	Area	T23
	Strains & Stocks	CAAnN.Cg-Foxn1 ^{tm1} /Cr1Cr1j ¹
	Test period	September 17 - 25
PARASITES AND FUNGI	Technique	
<i>Pneumocystis carinii</i>	PCR	0/5

Tested by Charles River Research Animal Diagnostic Services

Monitoring frequency: *Pneumocystis carinii* is tested quarterly.
Animals were shipped to Charles River Laboratories on September 16, 2009.

Remarks : 1: Monitoring on *nu/nu* mice

日本チャールス・リバー株式会社
代表取締役社長 西尾 悦雄




Eiichi Morimura, D.V.M.
Quality Assurance Director