

HEALTH MONITORING REPORT (October 2009, Second Report)

Printed date: November 10, 2009
Location: Atsugi Breeding Center

Species: MICE


Agents	Area	A11	A12	A13	A23	A24
	Strains & Stocks	SJL/JOriCrjCrj CBA/JNcrj ³ Crj:CD1(ICR) ³ NC/NgaTndCrj ³	CAnN.Cg-Foxn1 ^{tm1} /CrjCrj ⁴ Crj:CD1-Foxn1 ^{tm3}	C57BL/6NcrjCrj DBA/2NcrjCrj ³ B6D2F1/Crj ³	BALB/cAnNcrjCrj DBA/2NcrjCrj ³ CD2F1/Crj ³	CAnN.Cg-Foxn1 ^{tm1} /CrjCrj ⁴
	Test period Technique	October 26 - November 9	October 26 - November 9	October 26 - November 9	October 26 - November 9	October 26 - November 9
VIRUSES						
Sendai Virus ¹	ELISA	0/4	0/4	0/4	0/4	0/4
Mouse Hepatitis Virus ¹	ELISA	0/4	0/4	0/4	0/4	0/4
BACTERIA						
<i>Citrobacter rodentium</i>	Culture	0/4	0/4	0/4	0/4	0/4
<i>Pseudomonas aeruginosa</i> ²	Culture	0/4	0/4	0/4	0/4	0/4
<i>Pasteurella pneumotropica</i>	Culture	0/4	0/4	0/4	0/4	0/4
<i>Staphylococcus aureus</i> ²	Culture	-	0/4	-	0/4	0/4
<i>Bordetella bronchiseptica</i> ¹	Culture/MAG	0/4	0/4	0/4	0/4	0/4
<i>Corynebacterium kutscheri</i> ¹	Culture/MAG	0/4	0/4	0/4	0/4	0/4
<i>Salmonella</i> spp. ¹	Culture/MAG	0/4	0/4	0/4	0/4	0/4
<i>Mycoplasma pulmonis</i> ¹	ELISA	0/4	0/4	0/4	0/4	0/4
<i>Clostridium piliforme</i> (Tyzzer's Disease) ¹	ELISA	0/4	0/4	0/4	0/4	0/4
PARASITES AND FUNGI						
<i>Syphacia muris</i>	Direct Examination	0/4	0/4	0/4	0/4	0/4
<i>Syphacia obvelata</i>	Direct Examination	0/4	0/4	0/4	0/4	0/4

MAG = Agglutination test

Tested by Charles River Laboratories Japan, Inc.

Remarks : 1: Serology on immunocompetent animals from each colony
2: Not considered as specific pathogens for immunocompetent strains
3: Not tested strains or stocks; monitoring on parents or other strains in the area
4: Monitoring on *nu*⁺ mice

日本チャールズ・リバー株式会社
代表取締役社長 西尾悦雄



Eiichi Morimura
Eiichi Morimura, B.V.M.
Quality Assurance Director

HEALTH MONITORING REPORT (October 2009, Second Report)

Printed date: November 10, 2009
Location: Atsugi Breeding Center

Species: RATS


Agents	Area	A15	A21	A22	A25
	Strains & Stocks	F344/DuCrjCrj	SHR/NCrjCrj ¹ WKY/NCrjCrj ZDF-Lep ^{fa} /CrjCrj ³	Crj:CD(SD)	Crj:ZUC-Lep ^{fa}
	Test period Technique	October 26 - November 9	October 26 - November 9	October 26 - November 9	October 26 - November 9
VIRUSES					
Sendai Virus ¹	ELISA	0/4	0/4	0/4	0/4
Sialodacryoadenitis Virus ¹	ELISA	0/4	0/4	0/4	0/4
BACTERIA					
<i>Pseudomonas aeruginosa</i> ²	Culture	0/4	0/4	0/4	0/4
<i>Pasteurella pneumotropica</i>	Culture	0/4	0/4	0/4	0/4
<i>Bordetella bronchiseptica</i> ¹	Culture/MAG	0/4	0/4	0/4	0/4
<i>Corynebacterium kutscheri</i> ¹	Culture/MAG	0/4	0/4	0/4	0/4
<i>Salmonella</i> spp. ¹	Culture/MAG	0/4	0/4	0/4	0/4
<i>Mycoplasma pulmonis</i> ¹	ELISA	0/4	0/4	0/4	0/4
<i>Clostridium piliforme</i> (Tyzzer's Disease) ¹	ELISA	0/4	0/4	0/4	0/4
PARASITES AND FUNGI					
<i>Syphacia muris</i>	Direct Examination	0/4	0/4	0/4	0/4
<i>Syphacia obvelata</i>	Direct Examination	0/4	0/4	0/4	0/4


MAG = Agglutination test

Tested by Charles River Laboratories Japan, Inc.

Remarks : 1: Serology on immunocompetent animals from each colony
2: Not considered as specific pathogens for immunocompetent strains
3: Not tested strains or stocks; monitoring on parents or other strains in the area

日本チャールス・リバー株式会社
代表取締役社長 西尾悦雄




Eiichi Morimura, D.M.M.
Quality Assurance Director

Species: MICE

HEALTH MONITORING REPORT (October 2009, Second Report)

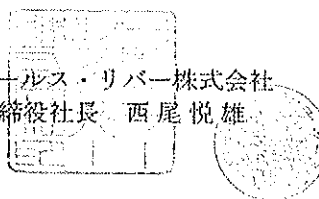

Agents	Area	H12	H23
	Strains & Stocks	Crj:CD1(ICR) ³ C57BL/6NCrCrj ³ C3H/HeNCrCrj B6C3F1/Crj ³	BALB/cAnNCrCrj DBA/1JNCrj ³
	Test period Technique	October 28 - November 9	October 28 - November 9
VIRUSES			
Sendai Virus ¹	ELISA	0/4	0/4
Mouse Hepatitis Virus ¹	ELISA	0/4	0/4
BACTERIA			
<i>Citrobacter rodentium</i>	Culture	0/4	0/4
<i>Pseudomonas aeruginosa</i> ²	Culture	0/4	0/4
<i>Pasteurella pneumotropica</i>	Culture	0/4	0/4
<i>Bordetella bronchiseptica</i> ¹	Culture/MAG	0/4	0/4
<i>Corynebacterium kutscheri</i> ¹	Culture/MAG	0/4	0/4
<i>Salmonella</i> spp. ¹	Culture/MAG	0/4	0/4
<i>Mycoplasma pulmonis</i> ¹	ELISA	0/4	0/4
<i>Clostridium piliforme</i> (Tyzzer's Disease) ¹	ELISA	0/4	0/4
PARASITES AND FUNGI			
<i>Syphacia muris</i>	Direct Examination	0/4	0/4
<i>Syphacia obvelata</i>	Direct Examination	0/4	0/4

MAG = Agglutination test

Tested by Charles River Laboratories Japan, Inc.

Remarks : 1: Serology on immunocompetent animals from each colony
2: Not considered as specific pathogens for immunocompetent strains
3: Not tested strains or stocks; monitoring on parents or other strains in the area

日本チャールス・リバー株式会社
代表取締役社長 西尾悦雄

Eiichi Morimura, D.V.M.
Quality Assurance Director

Species: RATS

HEALTH MONITORING REPORT (October 2009, Second Report)


Agents	Area	H11	H13	H21
	Strains & Stocks	Crl:CD(SD) Crl:WI(Han) ¹	LEW/CrlCrlj BN/CrlCrlj ³	Crl:CD(SD)
	Test period Technique	October 28 - November 9	October 28 - November 9	October 28 - November 9
VIRUSES				
Sendai Virus ¹	ELISA	0/4	0/4	0/4
Sialodacryoadenitis Virus ¹	ELISA	0/4	0/4	0/4
BACTERIA				
<i>Pseudomonas aeruginosa</i> ²	Culture	0/4	0/4	0/4
<i>Pasteurella pneumotropica</i>	Culture	0/4	0/4	0/4
<i>Bordetella bronchiseptica</i> ¹	Culture/MAG	0/4	0/4	0/4
<i>Corynebacterium kutscheri</i> ¹	Culture/MAG	0/4	0/4	0/4
<i>Salmonella</i> spp. ¹	Culture/MAG	0/4	0/4	0/4
<i>Mycoplasma pulmonis</i> ¹	ELISA	0/4	0/4	0/4
<i>Clostridium piliforme</i> (Tyzzer's Disease) ¹	ELISA	0/4	0/4	0/4
PARASITES AND FUNGI				
<i>Syphacia muris</i>	Direct Examination	0/4	0/4	0/4
<i>Syphacia obvelata</i>	Direct Examination	0/4	0/4	0/4

MAG = Agglutination test

Tested by Charles River Laboratories Japan, Inc.

Remarks : 1: Serology on immunocompetent animals from each colony
 2: Not considered as specific pathogens for immunocompetent strains
 3: Not tested strains or stocks; monitoring on parents or other strains in the area

日本チャールス・リバー株式会社
 代表取締役社長 西尾悦雄




 Eiichi Morimura, D.V.M.
 Quality Assurance Director

Species: MICE

HEALTH MONITORING REPORT (October 2009, Second Report)

Agents	Area	T12	T22	T23
	Strains & Stocks	JAX® Mice Strain C57BL/6J	JAX® Mice Strain B6.V-Lep ^{ob/l} JAX® Mice Strain BKS.Cg-Dock7 ^m +/+ Lep ^{ob/l} 3	CAnN.Cg-Foxn1 ^{tm1} /CrI:CrIj 4
	Test period	October 27 - November 9	October 27 - November 9	October 27 - November 9
	Technique			
VIRUSES				
Sendai Virus 1	ELISA	0/4	0/4	0/4
Mouse Hepatitis Virus 1	ELISA	0/4	0/4	0/4
BACTERIA				
<i>Citrobacter rodentium</i>	Culture	0/4	0/4	0/4
<i>Pseudomonas aeruginosa</i> 2	Culture	0/4	0/4	0/4
<i>Pasteurella pneumotropica</i>	Culture	0/4	0/4	0/4
<i>Staphylococcus aureus</i> 2	Culture	-	-	0/4
<i>Bordetella bronchiseptica</i> 1	Culture/MAG	0/4	0/4	0/4
<i>Corynebacterium kutscheri</i> 1	Culture/MAG	0/4	0/4	0/4
<i>Salmonella</i> spp. 1	Culture/MAG	0/4	0/4	0/4
<i>Mycoplasma pulmonis</i> 1	ELISA	0/4	0/4	0/4
<i>Clostridium piliforme</i> (Tyzzer's Disease) 1	ELISA	0/4	0/4	0/4
PARASITES AND FUNGI				
<i>Syphacia muris</i>	Direct Examination	0/4	0/4	0/4
<i>Syphacia obvelata</i>	Direct Examination	0/4	0/4	0/4


MAG = Agglutination test

Tested by Charles River Laboratories Japan, Inc.

Remarks : 1: Serology on immunocompetent animals from each colony
2: Not considered as specific pathogens for immunocompetent strains
3: Not tested strains or stocks; monitoring on parents or other strains in the area
4: Monitoring on *mf/+* mice

Note: JAX® is a registered trademark of The Jackson Laboratory. All rights reserved.

日本チャールス・リバー株式会社
代表取締役社長 西尾 悦雄



Eiichi Morimura, D.V.M.
Quality Assurance Director

Species: RATS

HEALTH MONITORING REPORT (October 2009, Second Report)


Agents	Area	T11	T21
	Strains & Stocks	Crj:WI LEW/Crj ³	Cr:CD(SD)
	Test period Technique	October 27 - November 9	October 27 - November 9
VIRUSES			
Sendai Virus ¹	ELISA	0/4	0/4
Sialodacryoadenitis Virus ¹	ELISA	0/4	0/4
BACTERIA			
<i>Pseudomonas aeruginosa</i> ²	Culture	0/4	0/4
<i>Pasteurella pneumotropica</i>	Culture	0/4	0/4
<i>Bordetella bronchiseptica</i> ¹	Culture/MAG	0/4	0/4
<i>Corynebacterium kutscheri</i> ¹	Culture/MAG	0/4	0/4
<i>Salmonella</i> spp. ¹	Culture/MAG	0/4	0/4
<i>Mycoplasma pulmonis</i> ¹	ELISA	0/4	0/4
<i>Clostridium piliforme</i> (Tyzzer's Disease) ¹	ELISA	0/4	0/4
PARASITES AND FUNGI			
<i>Syphacia muris</i>	Direct Examination	0/4	0/4
<i>Syphacia obvelata</i>	Direct Examination	0/4	0/4


MAG = Agglutination test

Tested by Charles River Laboratories Japan, Inc.

Remarks : 1: Serology on immunocompetent animals from each colony
2: Not considered as specific pathogens for immunocompetent strains
3: Not tested strains or stocks; monitoring on parents or other strains in the area

日本チャールス・リバー株式会社
代表取締役社長 西尾悦雄




Eiichi Morimura, D.V.M.
Quality Assurance Director