

Species: MICE

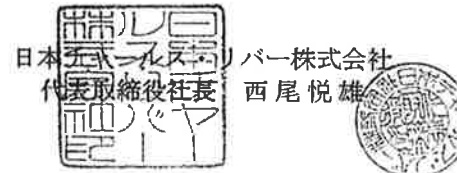
HEALTH MONITORING REPORT (May 2010)

Agents	Area	A11	A12	A13	A23	A24
	Strains & Stocks	SJL/JOrCrjCrj CBA/JNcCrj Crj:CD1(ICR) NC/NgaTndCrj	CAnN.Cg-Foxn1 tm /CrjCrj ⁴ Crj:CD1-Foxn1 tm ⁴	C57BL/6NcCrjCrj DBA/2NcCrjCrj B6D2F1/Crj ³	BALB/cAnNcCrjCrj DBA/2NcCrjCrj CD2F1/Crj ³	CAnN.Cg-Foxn1 tm /CrjCrj ⁴
	Test period Technique	May 10 - 19	May 10 - 19	May 11 - 19	May 11 - 21	May 10 - 21
VIRUSES						
Sendai Virus ¹ (m)	MFIA	0/16	0/8	0/16	0/16	0/8
Pneumonia Virus of Mice ¹ (m)	MFIA	0/16	0/8	0/16	0/16	0/8
Mouse Hepatitis Virus ¹ (m)	MFIA	0/16	0/8	0/16	0/16	0/8
Minute Virus of Mice ¹ (m)	MFIA	0/16	0/8	0/16	0/16	0/8
Mouse Parvovirus (1 or 2) ¹ (m)	MFIA	0/16	0/8	0/16	0/16	0/8
Murine Norovirus ¹ (m)	MFIA	0/16	0/8	0/16	0/16	0/8
Theiler's Murine Encephalomyelitis Virus ¹ (m)	MFIA	0/16	0/8	0/16	0/16	0/8
Reovirus ¹ (m)	MFIA	0/16	0/8	0/16	0/16	0/8
Epizootic Diarrhea of Infant Mice Virus ¹ (m)	MFIA	0/16	0/8	0/16	0/16	0/8
BACTERIA						
<i>Bordetella bronchiseptica</i> (m)	Culture	0/16	0/16	0/16	0/16	0/16
<i>Citrobacter rodentium</i> (m)	Culture	0/8	0/8	0/8	0/8	0/8
<i>Corynebacterium kutscheri</i> (m)	Culture	0/16	0/16	0/16	0/16	0/16
<i>Pasteurella pneumotropica</i> (m)	Culture	0/16	0/16	0/16	0/16	0/16
<i>Pseudomonas aeruginosa</i> ² (m)	Culture	0/16	0/16	0/16	0/16	0/16
<i>Salmonella</i> spp. (m)	Culture	0/16	0/16	0/16	0/16	0/16
<i>Staphylococcus aureus</i> ² (m)	Culture	-	0/16	-	-	0/16
<i>Streptococcus pneumoniae</i> (m)	Culture	0/16	0/16	0/16	0/16	0/16
<i>Mycoplasma pulmonis</i> ¹ (m)	PCR/MFIA	0/16	0/16	0/16	0/16	0/16
<i>Clostridium piliforme</i> (Tyzzer's Disease) ¹ (m)	Lesions/MFIA	0/16	0/16	0/16	0/16	0/16
PARASITES AND FUNGI						
Ectoparasites (m)	Direct Examination	0/16	0/16	0/16	0/16	0/16
Pinworms (m)	Direct Examination	0/16	0/16	0/16	0/16	0/16
Gastrointestinal protozoa (m)	Direct Examination	0/8	0/8	0/8	0/8	0/8

Monitoring frequency: (m) monthly, (q) quarterly

Tested by Charles River Laboratories Japan, Inc.

- Remarks : 1: Serology on immunocompetent animals from each colony
 2: Not considered as specific pathogens for immunocompetent strains
 3: Not tested strains or stocks; monitoring on parents or other strains in the area
 4: Monitoring on both nu/nu and nu+/ mice



Eiichi Morimura, D.V.M.
 Quality Assurance Director

HEALTH MONITORING REPORT (May 2010)

Printed date: May 26, 2010

Location: Atsugi Breeding Center

Species: RATS

Agents	Area	A15	A21	A22	A25
	Strains & Stocks	F344/DuCrjCrj	SHR/NCrjCrj WKY/NCrjCrj ZDF- <i>Lepr</i> ^{fa} /CrjCrj Crj:ZUC- <i>Lepr</i> ^{fa}	Crj:CD(SD)	Crj:ZUC- <i>Lepr</i> ^{fa}
	Test period Technique	May 11 - 21	May 17 - 21	May 17 - 24	May 17 - 24
VIRUSES					
Sendai Virus ¹ (m)	MFIA	0/16	0/16	0/16	0/16
Pneumonia Virus of Mice ¹ (m)	MFIA	0/16	0/16	0/16	0/16
Sialodacryoadenitis Virus ¹ (m)	MFIA	0/16	0/16	0/16	0/16
Rat Minute Virus ¹ (m)	MFIA	0/16	0/16	0/16	0/16
Rat Parvovirus ¹ (m)	MFIA	0/16	0/16	0/16	0/16
Toolan's H-1 Virus ¹ (m)	MFIA	0/16	0/16	0/16	0/16
Kilham Rat Virus ¹ (m)	MFIA	0/16	0/16	0/16	0/16
Reovirus ¹ (m)	MFIA	0/16	0/16	0/16	0/16
Rat Theilovirus ¹ (m)	MFIA	0/16	0/16	0/16	0/16
BACTERIA					
<i>Bordetella bronchiseptica</i> (m)	Culture	0/16	0/16	0/16	0/16
<i>Corynebacterium kutscheri</i> (m)	Culture	0/16	0/16	0/16	0/16
<i>Pasteurella pneumotropica</i> (m)	Culture	0/16	0/16	0/16	0/16
<i>Pseudomonas aeruginosa</i> ² (m)	Culture	0/16	0/16	0/16	0/16
<i>Salmonella</i> spp. (m)	Culture	0/16	0/16	0/16	0/16
<i>Streptococcus pneumoniae</i> (m)	Culture	0/16	0/16	0/16	0/16
<i>Mycoplasma pulmonis</i> ¹ (m)	PCR/MFIA	0/16	0/16	0/16	0/16
<i>Clostridium piliforme</i> (Tyzzer's Disease) ¹ (m)	Lesions/MFIA	0/16	0/16	0/16	0/16
PARASITES AND FUNGI					
Ectoparasites (m)	Direct Examination	0/16	0/16	0/16	0/16
Pinworms (m)	Direct Examination	0/16	0/16	0/16	0/16
Gastrointestinal protozoa (m)	Direct Examination	0/8	0/8	0/8	0/8

Monitoring frequency: (m) monthly, (q) quarterly

Tested by Charles River Laboratories Japan, Inc.

Remarks : 1: Serology on immunocompetent animals from each colony
2: Not considered as specific pathogens for immunocompetent strains

日本チャールズリバー株式会社
代表取締役社長 西尾悦雄



Eiichi Morimura
Eiichi Morimura, D.V.M.
Quality Assurance Director

HEALTH MONITORING REPORT (May 2010)

Printed date: May 26, 2010

Location: Hino Breeding Center

Species: MICE



Agents	Area	H12	H23
	Strains & Stocks	Crj:CD1(ICR) C57BL/6NCrCrj C3H/HeNCrCrj B6C3F1/Crj ³	BALB/cAnNCrCrj DBA/1JNCrj
	Test period Technique	May 19 - 26	May 19 - 26
VIRUSES			
Sendai Virus ¹ (m)	MFIA	0/16	0/16
Pneumonia Virus of Mice ¹ (m)	MFIA	0/16	0/16
Mouse Hepatitis Virus ¹ (m)	MFIA	0/16	0/16
Minute Virus of Mice ¹ (m)	MFIA	0/16	0/16
Mouse Parvovirus (1 or 2) ¹ (m)	MFIA	0/16	0/16
Murine Norovirus ¹ (m)	MFIA	0/16	0/16
Theiler's Murine Encephalomyelitis Virus ¹ (m)	MFIA	0/16	0/16
Reovirus ¹ (m)	MFIA	0/16	0/16
Epizootic Diarrhea of Infant Mice Virus ¹ (m)	MFIA	0/16	0/16
BACTERIA			
<i>Bordetella bronchiseptica</i> (m)	Culture	0/16	0/16
<i>Citrobacter rodentium</i> (m)	Culture	0/8	0/8
<i>Corynebacterium kutscheri</i> (m)	Culture	0/16	0/16
<i>Pasteurella pneumotropica</i> (m)	Culture	0/16	0/16
<i>Pseudomonas aeruginosa</i> ² (m)	Culture	0/16	0/16
<i>Salmonella</i> spp. (m)	Culture	0/16	0/16
<i>Streptococcus pneumoniae</i> (m)	Culture	0/16	0/16
<i>Mycoplasma pulmonis</i> ¹ (m)	PCR/MFIA	0/16	0/16
<i>Clostridium piliforme</i> (Tyzzer's Disease) ¹ (m)	Lesions/MFIA	0/16	0/16
PARASITES AND FUNGI			
Ectoparasites (m)	Direct Examination	0/16	0/16
Pinworms (m)	Direct Examination	0/16	0/16
Gastrointestinal protozoa (m)	Direct Examination	0/8	0/8

Monitoring frequency: (m) monthly, (q) quarterly

Tested by Charles River Laboratories Japan, Inc.

Remarks : 1: Serology on immunocompetent animals from each colony
2: Not considered as specific pathogens for immunocompetent strains
3: Not tested strains or stocks; monitoring on parents or other strains in the area

日本チャールズ・リバー株式会社
代表取締役社長 西尾悦雄


Eiichi Morimura, D.V.M.
Quality Assurance Director

HEALTH MONITORING REPORT (May 2010)

Printed date: May 26, 2010

Location: Hino Breeding Center

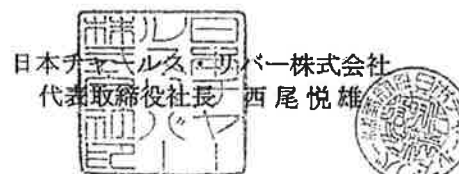

Species: RATS

Agents	Area	H11	H13	H21
	Strains & Stocks	Cr:CD(SD) Cr:W(Han) SHR/NCrCrj WKY/NCrCrj	LEW/CrCrj BN/CrCrj	Cr:CD(SD)
	Test period Technique	May 20 - 26	May 20 - 26	May 20 - 26
VIRUSES				
Sendai Virus ¹ (m)	MFIA	0/16	0/16	0/16
Pneumonia Virus of Mice ¹ (m)	MFIA	0/16	0/16	0/16
Sialodacryoadentitis Virus ¹ (m)	MFIA	0/16	0/16	0/16
Rat Minute Virus ¹ (m)	MFIA	0/16	0/16	0/16
Rat Parvovirus ¹ (m)	MFIA	0/16	0/16	0/16
Toolan's H-1 Virus ¹ (m)	MFIA	0/16	0/16	0/16
Kilham Rat Virus ¹ (m)	MFIA	0/16	0/16	0/16
Reovirus ¹ (m)	MFIA	0/16	0/16	0/16
Rat Theilovirus ¹ (m)	MFIA	0/16	0/16	0/16
BACTERIA				
<i>Bordetella bronchiseptica</i> (m)	Culture	0/16	0/16	0/16
<i>Corynebacterium kutscheri</i> (m)	Culture	0/16	0/16	0/16
<i>Pasteurella pneumotropica</i> (m)	Culture	0/16	0/16	0/16
<i>Pseudomonas aeruginosa</i> ² (m)	Culture	0/16	0/16	0/16
<i>Salmonella</i> spp. (m)	Culture	0/16	0/16	0/16
<i>Streptococcus pneumoniae</i> (m)	Culture	0/16	0/16	0/16
<i>Mycoplasma pulmonis</i> ¹ (m)	PCR/MFIA	0/16	0/16	0/16
<i>Clostridium piliforme</i> (Tyzzer's Disease) ¹ (m)	Lesions/MFIA	0/16	0/16	0/16
PARASITES AND FUNGI				
Ectoparasites (m)	Direct Examination	0/16	0/16	0/16
Pinworms (m)	Direct Examination	0/16	0/16	0/16
Gastrointestinal protozoa (m)	Direct Examination	0/8	0/8	0/8

Monitoring frequency: (m) monthly, (q) quarterly

Tested by Charles River Laboratories Japan, Inc.

Remarks : 1: Serology on immunocompetent animals from each colony
2: Not considered as specific pathogens for immunocompetent strains

Eiichi Morimura, D.V.M.
Quality Assurance Director

HEALTH MONITORING REPORT (May 2010)

Printed date: May 26, 2010

Location: Tsukuba Breeding Center

Species: MICE


Agents	Area	T12	T22	T23
	Strains & Stocks	JAX [®] Mice Strain C57BL/6J	JAX [®] Mice Strain B6.V-Lep ^{ob} /J JAX [®] Mice Strain BKS.Cg-Dock7 ^m +/+ Lep ^{ob} /J	CAnN.Cg-Foxn1 ^{nu} /CrIcrIj ³
	Test period Technique	May 12 - 21	May 12 - 21	May 13 - 19
VIRUSES				
Sendai Virus ¹ (m)	MFIA	0/16	0/16	0/8
Pneumonia Virus of Mice ¹ (m)	MFIA	0/16	0/16	0/8
Mouse Hepatitis Virus ¹ (m)	MFIA	0/16	0/16	0/8
Minute Virus of Mice ¹ (m)	MFIA	0/16	0/16	0/8
Mouse Parvovirus (1 or 2) ¹ (m)	MFIA	0/16	0/16	0/8
Murine Norovirus ¹ (m)	MFIA	0/16	0/16	0/8
Theiler's Murine Encephalomyelitis Virus ¹ (m)	MFIA	0/16	0/16	0/8
Reovirus ¹ (m)	MFIA	0/16	0/16	0/8
Epizootic Diarrhea of Infant Mice Virus ¹ (m)	MFIA	0/16	0/16	0/8
BACTERIA				
<i>Bordetella bronchiseptica</i> (m)	Culture	0/16	0/16	0/16
<i>Citrobacter rodentium</i> (m)	Culture	0/8	0/8	0/8
<i>Corynebacterium kutscheri</i> (m)	Culture	0/16	0/16	0/16
<i>Pasteurella pneumotropica</i> (m)	Culture	0/16	0/16	0/16
<i>Pseudomonas aeruginosa</i> ² (m)	Culture	0/16	0/16	0/16
<i>Salmonella</i> spp. (m)	Culture	0/16	0/16	0/16
<i>Staphylococcus aureus</i> ² (m)	Culture	-	-	0/16
<i>Streptococcus pneumoniae</i> (m)	Culture	0/16	0/16	0/16
<i>Mycoplasma pulmonis</i> ¹ (m)	PCR/MFIA	0/16	0/16	0/16
<i>Clostridium piliforme</i> (Tyzzer's Disease) ¹ (m)	Lesions/MFIA	0/16	0/16	0/16
PARASITES AND FUNGI				
Ectoparasites (m)	Direct Examination	0/16	0/16	0/16
Pinworms (m)	Direct Examination	0/16	0/16	0/16
Gastrointestinal protozoa (m)	Direct Examination	0/8	0/8	0/8

Monitoring frequency: (m) monthly, (q) quarterly

Tested by Charles River Laboratories Japan, Inc.

Remarks : 1: Serology on immunocompetent animals from each colony
2: Not considered as specific pathogens for immunocompetent strains
3: Monitoring on both nu/nu and nu/+ mice

Note: JAX[®] is a registered trademark of The Jackson Laboratory. All rights reserved.



Eiichi Morimura
Eiichi Morimura, D.V.M.
Quality Assurance Director

HEALTH MONITORING REPORT (May 2010)

Printed date: May 26, 2010

Location: Tsukuba Breeding Center

Species: RATS


Agents	Area	T11	T21
	Strains & Stocks	Crj:WI LEW/CrjCrj	Crj:CD(SD)
	Test period Technique	May 18 - 26	May 18 - 26
VIRUSES			
Sendai Virus ¹ (m)	MFIA	0/16	0/16
Pneumonia Virus of Mice ¹ (m)	MFIA	0/16	0/16
Sialodacryoadenitis Virus ¹ (m)	MFIA	0/16	0/16
Rat Minute Virus ¹ (m)	MFIA	0/16	0/16
Rat Parvovirus ¹ (m)	MFIA	0/16	0/16
Toolan's H-1 Virus ¹ (m)	MFIA	0/16	0/16
Kilham Rat Virus ¹ (m)	MFIA	0/16	0/16
Reovirus ¹ (m)	MFIA	0/16	0/16
Rat Theilovirus ¹ (m)	MFIA	0/16	0/16
BACTERIA			
<i>Bordetella bronchiseptica</i> (m)	Culture	0/16	0/16
<i>Corynebacterium kutscheri</i> (m)	Culture	0/16	0/16
<i>Pasteurella pneumotropica</i> (m)	Culture	0/16	0/16
<i>Pseudomonas aeruginosa</i> ² (m)	Culture	0/16	0/16
<i>Salmonella</i> spp. (m)	Culture	0/16	0/16
<i>Streptococcus pneumoniae</i> (m)	Culture	0/16	0/16
<i>Mycoplasma pulmonis</i> ¹ (m)	PCR/MFIA	0/16	0/16
<i>Clostridium piliforme</i> (Tyzzer's Disease) ¹ (m)	Lesions/MFIA	0/16	0/16
PARASITES AND FUNGI			
Ectoparasites (m)	Direct Examination	0/16	0/16
Pinworms (m)	Direct Examination	0/16	0/16
Gastrointestinal protozoa (m)	Direct Examination	0/8	0/8

Monitoring frequency: (m) monthly, (q) quarterly

Tested by Charles River Laboratories Japan, Inc.

Remarks : 1: Serology on immunocompetent animals from each colony
2: Not considered as specific pathogens for immunocompetent strains

日本チャールズリバー株式会社
代表取締役社長 西尾悦雄



Eiichi Morimura
Eiichi Morimura, D.V.M.
Quality Assurance Director

HEALTH MONITORING REPORT (May 2010)

Printed date: May 26, 2010

Location: Yokohama Breeding Center

Species: MICE (Fecal Sample)

Agents	Area	Isolator	Isolator
	Strains & Stocks	CB17/Icr-Prkdc ^{scid} /CrIcrlj C57BL/6NCrIcrlj (Sentinels)	JAX [®] Mice Strain NOD.CB17-Prkdc ^{scid} /J C57BL/6NCrIcrlj (Sentinels)
	Test period Technique	May 17 - 24	May 17 - 24
BACTERIA			
<i>Bordetella bronchiseptica</i>	Culture	0/36	0/25
<i>Citrobacter rodentium</i>	Culture	0/36	0/25
<i>Pseudomonas aeruginosa</i>	Culture	0/36	0/25
<i>Salmonella</i> spp.	Culture	0/36	0/25
<i>Staphylococcus aureus</i>	Culture	0/36	0/25

Tested by Charles River Laboratories Japan, Inc.

Testing frequency: Fecal samples of isolator-maintained animals are tested monthly.

Note: JAX[®] is a registered trademark of The Jackson Laboratory. All rights reserved.

日本チャールズリバー株式会社
代表取締役社長 西尾悦雄





Eiichi Morimura, DVM.
Quality Assurance Director