

HEALTH MONITORING REPORT (June 2010)

Printed date: June 29, 2010

Location: Atsugi Breeding Center

Species: MICE

Agents	Area	A11	A12	A13	A23	A24
	Strains & Stocks	SJL/JOcrCrj CBA/JNcrj Crj;CD1(ICR) NC/NgaTndCrj	CAnN.Cg-Foxn1 ^{tm4} /CrjCrj ⁴ Crj;CD1-Foxn1 ^{tm4}	C57BL/6NcrCrj DBA/2NcrCrj JAX [®] Mice Strain CBA/J B6D2F1/Crj ³	BALB/cAnNcrCrj DBA/2NcrCrj CD2F1/Crj ³	CAnN.Cg-Foxn1 ^{tm4} /CrjCrj ⁴
	Test period Technique	June 7 - 16	June 7 - 24	June 8 - 16	June 8 - 14	June 7 - 14
VIRUSES						
Sendai Virus ¹ (m)	MFIA	0/16	0/8	0/16	0/16	0/8
Pneumonia Virus of Mice ¹ (m)	MFIA	0/16	0/8	0/16	0/16	0/8
Mouse Hepatitis Virus ¹ (m)	MFIA	0/16	0/8	0/16	0/16	0/8
Minute Virus of Mice ¹ (m)	MFIA	0/16	0/8	0/16	0/16	0/8
Mouse Parvovirus (1 or 2) ¹ (m)	MFIA	0/16	0/8	0/16	0/16	0/8
Murine Norovirus ¹ (m)	MFIA	0/16	0/8	0/16	0/16	0/8
Theiler's Murine Encephalomyelitis Virus ¹ (m)	MFIA	0/16	0/8	0/16	0/16	0/8
Reovirus ¹ (m)	MFIA	0/16	0/8	0/16	0/16	0/8
Epizootic Diarrhea of Infant Mice Virus ¹ (m)	MFIA	0/16	0/8	0/16	0/16	0/8
Lymphocytic Choriomeningitis Virus ¹ (q)	MFIA	0/16	0/8	0/16	0/16	0/8
Ectromelia Virus ¹ (q)	MFIA	0/16	0/8	0/16	0/16	0/8
Mouse Adenovirus (1 or 2) ¹ (q)	MFIA	0/16	0/8	0/16	0/16	0/8
Mouse Cytomegalovirus ¹ (q)	MFIA	0/16	0/8	0/16	0/16	0/8
Mouse Pneumonitis Virus ¹ (q)	MFIA	0/16	0/8	0/16	0/16	0/8
Polyoma Virus ¹ (q)	MFIA	0/16	0/8	0/16	0/16	0/8
Hantaan Virus ¹ (q)	MFIA	0/16	0/8	0/16	0/16	0/8
Mouse Thymic Virus ¹ (q)	MFIA	0/16	0/8	0/16	0/16	0/8
BACTERIA						
<i>Bordetella bronchiseptica</i> (m)	Culture	0/16	0/16	0/16	0/16	0/16
<i>Citrobacter rodentium</i> (m)	Culture	0/16	0/16	0/16	0/16	0/16
<i>Corynebacterium kutscheri</i> (m)	Culture	0/16	0/16	0/16	0/16	0/16
<i>Pasteurella pneumotropica</i> (m)	Culture	0/16	0/16	0/16	0/16	0/16
<i>Pseudomonas aeruginosa</i> ² (m)	Culture	0/16	0/16	0/16	0/16	0/16
<i>Salmonella</i> spp. (m)	Culture	0/16	0/16	0/16	0/16	0/16
<i>Streptococcus pneumoniae</i> (m)	Culture	0/16	0/16	0/16	0/16	0/16
<i>Staphylococcus aureus</i> ² (m)	Culture	-	0/16	-	0/16	0/16
<i>Helicobacter hepaticus</i> (q)	PCR	0/16	0/16	0/16	-	0/16
<i>Helicobacter bilis</i> (q)	PCR	0/16	0/16	0/16	0/16	0/16
<i>Helicobacter</i> spp. (q)	PCR	0/16	0/16	0/16	0/16	0/16
<i>Streptobacillus moniliformis</i> (q)	PCR	0/16	0/16	0/16	0/16	0/16
<i>Mycoplasma pulmonis</i> ¹ (m)	PCR/MFIA	0/16	0/16	0/16	0/16	0/16
<i>Clostridium piliforme</i> (Tyzzer's Disease) ¹ (m)	Lesions/MFIA	0/24	0/24	0/24	0/24	0/24
CAR bacillus ¹ (q)	MFIA	0/16	0/8	0/16	0/16	0/8
PARASITES AND FUNGI						
Ectoparasites (m)	Direct Examination	0/16	0/16	0/16	0/16	0/16
Pinworms (m)	Direct Examination	0/24	0/24	0/24	0/24	0/24
Gastrointestinal protozoa (m)	Direct Examination	0/16	0/16	0/16	0/16	0/16
<i>Encephalitozoon cuniculi</i> ¹ (q)	MFIA	0/16	0/8	0/16	0/16	0/8
<i>Pneumocystis</i> spp. ² (q)	PCR	-	0/8	-	-	0/8

Monitoring frequency: (m) monthly, (q) quarterly

Remarks : 1: Serology on immunocompetent animals from each colony

2: Not considered as specific pathogens for immunocompetent strains

3: Not tested strains or stocks; monitoring on parents or other strains in the area

4: Monitoring on both nu/nu and nu+/ mice

Note: JAX[®] is a registered trademark of The Jackson Laboratory. All rights reserved.

Tested by Charles River Laboratories Japan, Inc.

日本チャールズリバー株式会社
代表取締役社長 西尾悦雄



Eiichi Morimura
Eiichi Morimura, D.V.M.
Quality Assurance Director

Species: RATS

HEALTH MONITORING REPORT (June 2010)

Agents	Area	A15	A21	A22	A25
	Strains & Stocks	F344/DuCrI CrIj	SHR/NCrI CrIj ZDF- <i>Lepr</i> ^{6a} /CrI CrIj CrIj:ZUC- <i>Lepr</i> ^{6a}	CrI:CD(SD)	CrIj:ZUC- <i>Lepr</i> ^{6a}
	Test period Technique	June 8 - 16	June 14 - 21	June 14 - 21	June 14 - 21
VIRUSES					
Sendai Virus ¹ (m)	MFIA	0/16	0/16	0/16	0/16
Pneumonia Virus of Mice ¹ (m)	MFIA	0/16	0/16	0/16	0/16
Sialodacryoadenitis Virus ¹ (m)	MFIA	0/16	0/16	0/16	0/16
Rat Minute Virus ¹ (m)	MFIA	0/16	0/16	0/16	0/16
Rat Parvovirus ¹ (m)	MFIA	0/16	0/16	0/16	0/16
Toolan's H-1 Virus ¹ (m)	MFIA	0/16	0/16	0/16	0/16
Kilham Rat Virus ¹ (m)	MFIA	0/16	0/16	0/16	0/16
Reovirus ¹ (m)	MFIA	0/16	0/16	0/16	0/16
Rat Theilovirus ¹ (m)	MFIA	0/16	0/16	0/16	0/16
Lymphocytic Choriomeningitis Virus ¹ (q)	MFIA	0/16	0/16	0/16	0/16
Mouse Adenovirus (1 or 2) ¹ (q)	MFIA	0/16	0/16	0/16	0/16
Hantaan Virus ¹ (q)	MFIA	0/16	0/16	0/16	0/16
BACTERIA					
<i>Bordetella bronchiseptica</i> (m)	Culture	0/16	0/16	0/16	0/16
<i>Corynebacterium kutscheri</i> (m)	Culture	0/16	0/16	0/16	0/16
<i>Pasteurella pneumotropica</i> (m)	Culture	0/16	0/16	0/16	0/16
<i>Pseudomonas aeruginosa</i> ² (m)	Culture	0/16	0/16	0/16	0/16
<i>Salmonella</i> spp. (m)	Culture	0/16	0/16	0/16	0/16
<i>Streptococcus pneumoniae</i> (m)	Culture	0/16	0/16	0/16	0/16
<i>Helicobacter hepaticus</i> (q)	PCR	0/16	0/16	0/16	0/16
<i>Helicobacter bilis</i> (q)	PCR	0/16	0/16	0/16	0/16
<i>Helicobacter</i> spp. (q)	PCR	0/16	0/16	0/16	0/16
<i>Streptobacillus moniliformis</i> (q)	PCR	0/16	0/16	0/16	0/16
<i>Mycoplasma pulmonis</i> ¹ (m)	PCR/MFIA	0/16	0/16	0/16	0/16
<i>Clostridium piliforme</i> (Tyzzer's Disease) ¹ (m)	Lesions/MFIA	0/24	0/24	0/24	0/24
CAR bacillus ¹ (q)	MFIA	0/16	0/16	0/16	0/16
PARASITES AND FUNGI					
Ectoparasites (m)	Direct Examination	0/16	0/16	0/16	0/16
Pinworms (m)	Direct Examination	0/24	0/24	0/24	0/24
Gastrointestinal protozoa (m)	Direct Examination	0/16	0/16	0/16	0/16
<i>Encephalitozoon cuniculi</i> ¹ (q)	MFIA	0/16	0/16	0/16	0/16

Monitoring frequency: (m) monthly, (q) quarterly

Tested by Charles River Laboratories Japan, Inc.

Remarks : 1: Serology on immunocompetent animals from each colony
2: Not considered as specific pathogens for immunocompetent strains

日本チャールズリバー株式会社
代表取締役社長 西尾悦雄




Eiichi Morimura, D.V.M.
Quality Assurance Director

HEALTH MONITORING REPORT (June 2010)

Printed date: June 29, 2010

Location: Hino Breeding Center

Species: MICE

Agents	Area	H12	H23
	Strains & Stocks	Crj:CD1(ICR) C57BL/6NCrCrj C3H/HeNCrCrj B6C3F1/Crj ³	BALB/cAnNCrCrj DBA/1JNCrj
	Test period Technique	June 15 - 21	June 15 - 21
VIRUSES			
Sendai Virus ¹ (m)	MFIA	0/16	0/16
Pneumonia Virus of Mice ¹ (m)	MFIA	0/16	0/16
Mouse Hepatitis Virus ¹ (m)	MFIA	0/16	0/16
Minute Virus of Mice ¹ (m)	MFIA	0/16	0/16
Mouse Parvovirus (1 or 2) ¹ (m)	MFIA	0/16	0/16
Murine Norovirus ¹ (m)	MFIA	0/16	0/16
Theiler's Murine Encephalomyelitis Virus ¹ (m)	MFIA	0/16	0/16
Reovirus ¹ (m)	MFIA	0/16	0/16
Epizootic Diarrhea of Infant Mice Virus ¹ (m)	MFIA	0/16	0/16
Lymphocytic Choriomeningitis Virus ¹ (g)	MFIA	0/16	0/16
Ectromelia Virus ¹ (g)	MFIA	0/16	0/16
Mouse Adenovirus (1 or 2) ¹ (g)	MFIA	0/16	0/16
Mouse Cytomegalovirus ¹ (g)	MFIA	0/16	0/16
Mouse Pncumonitis Virus ¹ (g)	MFIA	0/16	0/16
Polyoma Virus ¹ (g)	MFIA	0/16	0/16
Hantaan Virus ¹ (g)	MFIA	0/16	0/16
Mouse Thymic Virus ¹ (g)	MFIA	0/16	0/16
BACTERIA			
<i>Bordetella bronchiseptica</i> (m)	Culture	0/16	0/16
<i>Citrobacter rodentium</i> (m)	Culture	0/16	0/16
<i>Corynebacterium kutscheri</i> (m)	Culture	0/16	0/16
<i>Pasteurella pneumotropica</i> (m)	Culture	0/16	0/16
<i>Pseudomonas aeruginosa</i> ² (m)	Culture	0/16	0/16
<i>Salmonella</i> spp. (m)	Culture	0/16	0/16
<i>Streptococcus pneumoniae</i> (m)	Culture	0/16	0/16
<i>Helicobacter hepaticus</i> (g)	PCR	0/16	0/16
<i>Helicobacter bilis</i> (g)	PCR	0/16	0/16
<i>Helicobacter</i> spp. (g)	PCR	0/16	0/16
<i>Streptobacillus moniliformis</i> (g)	PCR	0/16	0/16
<i>Mycoplasma pulmonis</i> ¹ (m)	PCR/MFIA	0/16	0/16
<i>Clostridium piliforme</i> (Tyzzer's Disease) ¹ (m)	Lesions/MFIA	0/24	0/24
CAR bacillus ¹ (g)	MFIA	0/16	0/16
PARASITES AND FUNGI			
Ectoparasites (m)	Direct Examination	0/16	0/16
Pinworms (m)	Direct Examination	0/24	0/24
Gastrointestinal protozoa (m)	Direct Examination	0/16	0/16
<i>Encephalitozoon cuniculi</i> ¹ (g)	MFIA	0/16	0/16

Monitoring frequency: (m) monthly, (g) quarterly

Tested by Charles River Laboratories Japan, Inc.

Remarks : 1: Serology on immunocompetent animals from each colony
2: Not considered as specific pathogens for immunocompetent strains
3: Not tested strains or stocks; monitoring on parents or other strains in the area

日本チャールズリバー株式会社
代表取締役社長 西尾悦雄





Eiichi Morimura, D.V.M.
Quality Assurance Director

Species: RATS

HEALTH MONITORING REPORT (June 2010)



Agents	Area	H11	H13	H21
	Strains & Stocks	CrI:CD(SD) CrI:WI(Han) SHR/NCrCrIj WKY/NCrCrIj	LEW/CrI CrIj BN/CrI CrIj	CrI:CD(SD)
	Test period Technique	June 16 - 24	June 16 - 23	June 16 - 24
VIRUSES				
Sendai Virus ¹ (m)	MFIA	0/16	0/16	0/16
Pneumonia Virus of Mice ¹ (m)	MFIA	0/16	0/16	0/16
Sialodacryoadenitis Virus ¹ (m)	MFIA	0/16	0/16	0/16
Rat Minute Virus ¹ (m)	MFIA	0/16	0/16	0/16
Rat Parvovirus ¹ (m)	MFIA	0/16	0/16	0/16
Toolan's H-1 Virus ¹ (m)	MFIA	0/16	0/16	0/16
Kilham Rat Virus ¹ (m)	MFIA	0/16	0/16	0/16
Reovirus ¹ (m)	MFIA	0/16	0/16	0/16
Rat Theilovirus ¹ (m)	MFIA	0/16	0/16	0/16
Lymphocytic Choriomeningitis Virus ¹ (g)	MFIA	0/16	0/16	0/16
Mouse Adenovirus (1 or 2) ¹ (g)	MFIA	0/16	0/16	0/16
Hantaan Virus ¹ (g)	MFIA	0/16	0/16	0/16
BACTERIA				
<i>Bordetella bronchiseptica</i> (m)	Culture	0/16	0/16	0/16
<i>Corynebacterium kutscheri</i> (m)	Culture	0/16	0/16	0/16
<i>Pasteurella pneumotropica</i> (m)	Culture	0/16	0/16	0/16
<i>Pseudomonas aeruginosa</i> ² (m)	Culture	0/16	0/16	0/16
<i>Salmonella</i> spp. (m)	Culture	0/16	0/16	0/16
<i>Streptococcus pneumoniae</i> (m)	Culture	0/16	0/16	0/16
<i>Helicobacter hepaticus</i> (g)	PCR	0/16	0/16	0/16
<i>Helicobacter bilis</i> (g)	PCR	0/16	0/16	0/16
<i>Helicobacter</i> spp. (g)	PCR	0/16	0/16	0/16
<i>Streptobacillus moniliformis</i> (g)	PCR	0/16	0/16	0/16
<i>Mycoplasma pulmonis</i> ¹ (m)	PCR/MFIA	0/16	0/16	0/16
<i>Clostridium piliforme</i> (Tyzzer's Disease) ¹ (m)	Lesions/MFIA	0/24	0/24	0/24
CAR bacillus ¹ (g)	MFIA	0/16	0/16	0/16
PARASITES AND FUNGI				
Ectoparasites (m)	Direct Examination	0/16	0/16	0/16
Pinworms (m)	Direct Examination	0/24	0/24	0/24
Gastrointestinal protozoa (m)	Direct Examination	0/16	0/16	0/16
<i>Encephalitozoon cuniculi</i> ¹ (g)	MFIA	0/16	0/16	0/16

Monitoring frequency: (m) monthly, (g) quarterly

Tested by Charles River Laboratories Japan, Inc.

Remarks : 1: Serology on immunocompetent animals from each colony
2: Not considered as specific pathogens for immunocompetent strains

日本チャールズリバー株式会社
代表取締役社長 西尾悦雄


Erichi Morimura, D.V.M.
Quality Assurance Director

HEALTH MONITORING REPORT (June 2010)

Printed date: June 29, 2010

Location: Tsukuba Breeding Center

Species: MICE

Agents	Area	T12	T22	T23
	Strains & Stocks	JAX [®] Mice Strain C57BL/6J	JAX [®] Mice Strain B6.V-Lep ^{ob/j} JAX [®] Mice Strain BKS.Cg-Dock7 ^m +/+ Lep ^{ob/j}	CAnN.Cg-Foxn1 tm /CrIcrIj ³
	Test period Technique	June 9 - 16	June 9 - 16	June 9 - 14
VIRUSES				
Sendai Virus ¹ (m)	MFIA	0/16	0/16	0/8
Pneumonia Virus of Mice ¹ (m)	MFIA	0/16	0/16	0/8
Mouse Hepatitis Virus ¹ (m)	MFIA	0/16	0/16	0/8
Minute Virus of Mice ¹ (m)	MFIA	0/16	0/16	0/8
Mouse Parvovirus (1 or 2) ¹ (m)	MFIA	0/16	0/16	0/8
Murine Norovirus ¹ (m)	MFIA	0/16	0/16	0/8
Theiler's Murine Encephalomyelitis Virus ¹ (m)	MFIA	0/16	0/16	0/8
Reovirus ¹ (m)	MFIA	0/16	0/16	0/8
Epizootic Diarrhea of Infant Mice Virus ¹ (m)	MFIA	0/16	0/16	0/8
Lymphocytic Choriomeningitis Virus ¹ (q)	MFIA	0/16	0/16	0/8
Ectromelia Virus ¹ (q)	MFIA	0/16	0/16	0/8
Mouse Adenovirus (1 or 2) ¹ (q)	MFIA	0/16	0/16	0/8
Mouse Cytomegalovirus ¹ (q)	MFIA	0/16	0/16	0/8
Mouse Pneumonitis Virus ¹ (q)	MFIA	0/16	0/16	0/8
Polyoma Virus ¹ (q)	MFIA	0/16	0/16	0/8
Hantaan Virus ¹ (q)	MFIA	0/16	0/16	0/8
Mouse Thymic Virus ¹ (q)	MFIA	0/16	0/16	0/8
BACTERIA				
<i>Bordetella bronchiseptica</i> (m)	Culture	0/16	0/16	0/16
<i>Citrobacter rodentium</i> (m)	Culture	0/16	0/16	0/16
<i>Corynebacterium kutscheri</i> (m)	Culture	0/16	0/16	0/16
<i>Pasteurella pneumotropica</i> (m)	Culture	0/16	0/16	0/16
<i>Pseudomonas aeruginosa</i> ² (m)	Culture	0/16	0/16	0/16
<i>Salmonella</i> spp. (m)	Culture	0/16	0/16	0/16
<i>Streptococcus pneumoniae</i> (m)	Culture	0/16	0/16	0/16
<i>Staphylococcus aureus</i> ² (m)	Culture	-	-	0/16
<i>Helicobacter hepaticus</i> (q)	PCR	0/16	0/16	0/16
<i>Helicobacter bilis</i> (q)	PCR	0/16	0/16	0/16
<i>Helicobacter</i> spp. (q)	PCR	0/16	0/16	0/16
<i>Streptobacillus moniliformis</i> (q)	PCR	0/16	0/16	0/16
<i>Mycoplasma pulmonis</i> ¹ (m)	PCR/MFIA	0/16	0/16	0/16
<i>Clostridium piliforme</i> (Tyzzer's Disease) ¹ (m)	Lesions/MFIA	0/24	0/24	0/24
CAR bacillus ¹ (q)	MFIA	0/16	0/16	0/8
PARASITES AND FUNGI				
Ectoparasites (m)	Direct Examination	0/16	0/16	0/16
Pinworms (m)	Direct Examination	0/24	0/24	0/24
Gastrointestinal protozoa (m)	Direct Examination	0/16	0/16	0/16
<i>Encephalitozoon cuniculi</i> ¹ (q)	MFIA	0/16	0/16	0/8
<i>Pneumocystis</i> spp. ² (q)	PCR	-	-	0/8

Tested by Charles River Laboratories Japan, Inc.

Monitoring frequency: (m) monthly, (q) quarterly

Remarks : 1: Serology on immunocompetent animals from each colony

2: Not considered as specific pathogens for immunocompetent strains

3: Monitoring on both nu/nu and nu+/ mice

Note: JAX[®] is a registered trademark of The Jackson Laboratory. All rights reserved.

日本チャールズリバー株式会社
代表取締役社長 西尾悦雄



Einichi Morimura
Einichi Morimura, D.V.M.
Quality Assurance Director

Species: RATS

HEALTH MONITORING REPORT (June 2010)


Agents	Area	T11	T21
	Strains & Stocks	Crj:WI LEW/CrjCrj	Crj:CD(SD)
	Test period Technique	June 10 - 14	June 10 - 28
VIRUSES			
Sendai Virus ¹ (m)	MFIA	0/16	0/16
Pneumonia Virus of Mice ¹ (m)	MFIA	0/16	0/16
Sialodacryoadenitis Virus ¹ (m)	MFIA	0/16	0/16
Rat Minute Virus ¹ (m)	MFIA	0/16	0/16
Rat Parvovirus ¹ (m)	MFIA	0/16	0/16
Toolan's H-1 Virus ¹ (m)	MFIA	0/16	0/16
Kilham Rat Virus ¹ (m)	MFIA	0/16	0/16
Reovirus ¹ (m)	MFIA	0/16	0/16
Rat Theilovirus ¹ (m)	MFIA	0/16	0/16
Lymphocytic Choriomeningitis Virus ¹ (q)	MFIA	0/16	0/16
Mouse Adenovirus (1 or 2) ¹ (q)	MFIA	0/16	0/16
Hantaan Virus ¹ (q)	MFIA	0/16	0/16
BACTERIA			
<i>Bordetella bronchiseptica</i> (m)	Culture	0/16	0/16
<i>Corynebacterium kutscheri</i> (m)	Culture	0/16	0/16
<i>Pasteurella pneumotropica</i> (m)	Culture	0/16	0/16
<i>Pseudomonas aeruginosa</i> ² (m)	Culture	0/16	0/16
<i>Salmonella</i> spp. (m)	Culture	0/16	0/16
<i>Streptococcus pneumoniae</i> (m)	Culture	0/16	0/16
<i>Helicobacter hepaticus</i> (q)	PCR	0/16	0/16
<i>Helicobacter bilis</i> (q)	PCR	0/16	0/16
<i>Helicobacter</i> spp. (q)	PCR	0/16	0/16
<i>Streptobacillus moniliformis</i> (q)	PCR	0/16	0/16
<i>Mycoplasma pulmonis</i> ¹ (m)	PCR/MFIA	0/16	0/16
<i>Clostridium piliforme</i> (Tyzzer's Disease) ¹ (m)	Lesions/MFIA	0/24	0/24
CAR bacillus ¹ (q)	MFIA	0/16	0/16
PARASITES AND FUNGI			
Ectoparasites (m)	Direct Examination	0/16	0/16
Pinworms (m)	Direct Examination	0/24	0/24
Gastrointestinal protozoa (m)	Direct Examination	0/16	0/16
<i>Encephalitozoon cuniculi</i> ¹ (q)	MFIA	0/16	0/16


Monitoring frequency: (m) monthly, (q) quarterly

Tested by Charles River Laboratories Japan, Inc.

Remarks : 1: Serology on immunocompetent animals from each colony
2: Not considered as specific pathogens for immunocompetent strains

日本チャールズリバー株式会社
代表取締役社長 西尾悦雄




Eiichi Morimura, D.V.M.
Quality Assurance Director

Species: MICE

HEALTH MONITORING REPORT (June 2010)

Agents	Area	Isolator	
	Strains & Stocks	CB17/Icr-Prkdc ^{scid} /CrIcrlj C57BL/6NCrIcrlj (Sentinels)	JAX [®] Mice Strain NOD.CB17-Prkdc ^{scid} /J C57BL/6NCrIcrlj (Sentinels)
	Test period Technique	June 22 - 28	June 21 - 28
VIRUSES			
Sendai Virus ¹	MFIA	0/12	0/11
Pneumonia Virus of Mice ¹	MFIA	0/12	0/11
Mouse Hepatitis Virus ¹	MFIA	0/12	0/11
Minute Virus of Mice ¹	MFIA	0/12	0/11
Mouse Parvovirus (1 or 2) ¹	MFIA	0/12	0/11
Murine Norovirus ¹	MFIA	0/12	0/11
Theiler's Murine Encephalomyelitis Virus ¹	MFIA	0/12	0/11
Reovirus ¹	MFIA	0/12	0/11
Epizootic Diarrhea of Infant Mice Virus ¹	MFIA	0/12	0/11
BACTERIA			
<i>Bordetella bronchiseptica</i>	Culture	0/36	0/33
<i>Citrobacter rodentium</i>	Culture	0/24	0/22
<i>Corynebacterium kutscheri</i>	Culture	0/36	0/33
<i>Pasteurella pneumotropica</i>	Culture	0/36	0/33
<i>Pseudomonas aeruginosa</i>	Culture	0/36	0/33
<i>Salmonella</i> spp.	Culture	0/36	0/33
<i>Staphylococcus aureus</i>	Culture	0/36	0/33
<i>Streptococcus pneumoniae</i>	Culture	0/36	0/33
<i>Mycoplasma pulmonis</i> ¹	MFIA	0/12	0/11
<i>Clostridium piliforme</i> (Tyzzer's Disease) ¹	Lesions/MFIA	0/36	0/33
PARASITES AND FUNGI			
Ectoparasites	Direct Examination	0/36	0/33
Pinworms	Direct Examination	0/36	0/33
Gastrointestinal protozoa	Direct Examination	0/24	0/22
<i>Pneumocystis</i> spp.	PCR	0/12	0/11

Testing frequency: Isolator-maintained animals are tested quarterly.


Tested by Charles River Laboratories Japan, Inc.

Remarks : 1: Serology on immunocompetent animals from each colony

Note: JAX[®] is a registered trademark of The Jackson Laboratory. All rights reserved.

日本チャールズリバー株式会社
代表取締役社長 西尾悦雄




Eiichi Morimura, D.V.M.
Quality Assurance Director

Species: MICE (Fecal Sample)

HEALTH MONITORING REPORT (June 2010)

Agents	Area	Isolator	Isolator
	Strains & Stocks	CB17/1cr-Prkdc ^{scid} /Cr1Cr1j C57BL/6NCr1Cr1j (Sentinels)	JAX [®] Mice Strain NOD.CB17-Prkdc ^{scid} /J C57BL/6NCr1Cr1j (Sentinels)
	Test period	June 21 - 24	June 21 - 24
Technique			
BACTERIA			
<i>Bordetella bronchiseptica</i>	Culture	0/37	0/25
<i>Citrobacter rodentium</i>	Culture	0/37	0/25
<i>Pseudomonas aeruginosa</i>	Culture	0/37	0/25
<i>Salmonella</i> spp.	Culture	0/37	0/25
<i>Staphylococcus aureus</i>	Culture	0/37	0/25

Testing frequency: Fecal samples of isolator-maintained animals are tested monthly.

Tested by Charles River Laboratories Japan, Inc.

Note: JAX[®] is a registered trademark of The Jackson Laboratory. All rights reserved.

日本チャールズ・リバー株式会社
代表取締役社長 西尾悦雄



Eiichi Morimura
Eiichi Morimura, D.V.M.
Quality Assurance Director

Species: MICE

RADS HEALTH MONITORING REPORT (May 2010)

Agents	Area	Isolator	
	Strains & Stocks	CB17/Icr-Prkdc ^{scid} /Crj C57BL/6NCrCrj (Sentinels)	JAX [®] Mice Strain NOD.CB17-Prkdc ^{scid} /J C57BL/6NCrCrj (Sentinels)
	Technique	Test period May 19 - June 3	May 19 - June 10
VIRUSES			
Sendai Virus ¹	MFIA	0/14	0/10
Pneumonia Virus of Mice ¹	MFIA	0/14	0/10
Mouse Hepatitis Virus ¹	MFIA	0/14	0/10
Minute Virus of Mice ¹	MFIA	0/14	0/10
Mouse Parvovirus (1 or 2) ¹	MFIA	0/14	0/10
Murine Norovirus ¹	MFIA	0/14	0/10
Theiler's Murine Encephalomyelitis Virus ¹	MFIA	0/14	0/10
Reovirus ¹	MFIA	0/14	0/10
Epizootic Diarrhea of Infant Mice Virus ¹	MFIA	0/14	0/10
Lymphocytic Choriomeningitis Virus ¹	MFIA	0/14	0/10
Ectromelia Virus ¹	MFIA	0/14	0/10
Mouse Adenovirus (1 or 2) ¹	MFIA	0/14	0/10
Mouse Cytomegalovirus ¹	MFIA	0/14	0/10
Mouse Pneumonitis Virus ¹	MFIA	0/14	0/10
Polyoma Virus ¹	MFIA	0/14	0/10
Hantaan Virus ¹	MFIA	0/14	0/10
Mouse Thymic Virus ¹	MFIA	0/14	0/10
BACTERIA			
<i>Bordetella bronchiseptica</i>	Culture	0/21	0/15
<i>Citrobacter rodentium</i>	Culture	0/21	0/15
<i>Corynebacterium kutscheri</i>	Culture	0/21	0/15
<i>Pasteurella pneumotropica</i>	Culture	0/21	0/15
<i>Pseudomonas aeruginosa</i>	Culture	0/21	0/15
<i>Salmonella</i> spp.	Culture	0/21	0/15
<i>Streptococcus pneumoniae</i>	Culture	0/21	0/15
<i>Staphylococcus aureus</i>	Culture	0/21	0/15
β - Hemolytic <i>Streptococcus</i> spp.	Culture	0/21	0/15
<i>Helicobacter hepaticus</i>	PCR	0/21	0/15
<i>Helicobacter bilis</i>	PCR	0/21	0/15
<i>Helicobacter</i> spp.	PCR	0/21	0/15
<i>Streptobacillus moniliformis</i>	PCR	0/21	0/15
<i>Mycoplasma pulmonis</i> ¹	PCR/MFIA	0/21	0/15
<i>Clostridium piliforme</i> (Tyzzer's Disease) ¹	Lesions/MFIA	0/21	0/15
CAR bacillus ¹	MFIA	0/14	0/10
PARASITES AND FUNGI			
Ectoparasites	Direct Examination	0/21	0/15
Pinworms	Direct Examination	0/21	0/15
Gastrointestinal protozoa	Direct Examination	0/21	0/15
<i>Encephalitozoon cuniculi</i> ¹	MFIA	0/14	0/10
<i>Pneumocystis</i> spp.	PCR	0/7	0/5

Testing frequency: Isolator-maintained animals are tested annually by Charles River Laboratories. Animals were shipped to Charles River Laboratories on May 18, 2010.

Remarks : 1: Serology on immunocompetent animals from each colony

Note : JAX[®] is a registered trademark of The Jackson Laboratory. All rights reserved.

Tested by Charles River Research Animal Diagnostic Services



Eiichi Morimura
Eiichi Morimura, D.V.M.
Quality Assurance Director