

Species: MICE

HEALTH MONITORING REPORT (October 2010)

Printed date: October 27, 2010

Location: Atsugi Breeding Center

Agents	Area	A11	A12	A13	A14	A23	A24
	Strains & Stocks	SJL/JOrlCrjCrj Crj:CD1(ICR) NC/NgaTndCrj	CAnN.Cg-Foxn ^{1m} /CrjCrj ⁴ Crj:CD1-Foxn ^{1m} ⁴	C57BL/6NCrjCrj DBA/2NCrjCrj JAX [®] Mice Strain CBA/J B6D2F1/Crj ³	JAX [®] Mice Strain SJL/J	BALB/cAnNCrjCrj DBA/2NCrjCrj CD2F1/Crj ³	CAnN.Cg-Foxn ^{1m} /CrjCrj ⁴
	Test period Technique	October 4 - 19	October 4 - 19	October 5 - 19	October 5 - 19	October 5 - 19	October 4 - 19
VIRUSES							
Sendai Virus ¹ (m)	MFIA	0/16	0/8	0/16	0/16	0/16	0/8
Pneumonia Virus of Mice ¹ (m)	MFIA	0/16	0/8	0/16	0/16	0/16	0/8
Mouse Hepatitis Virus ¹ (m)	MFIA	0/16	0/8	0/16	0/16	0/16	0/8
Minute Virus of Mice ¹ (m)	MFIA	0/16	0/8	0/16	0/16	0/16	0/8
Mouse Parvovirus (1 or 2) ¹ (m)	MFIA	0/16	0/8	0/16	0/16	0/16	0/8
Murine Norovirus ¹ (m)	MFIA	0/16	0/8	0/16	0/16	0/16	0/8
Theiler's Murine Encephalomyelitis Virus ¹ (m)	MFIA	0/16	0/8	0/16	0/16	0/16	0/8
Reovirus ¹ (m)	MFIA	0/16	0/8	0/16	0/16	0/16	0/8
Epizootic Diarrhea of Infant Mice Virus ¹ (m)	MFIA	0/16	0/8	0/16	0/16	0/16	0/8
BACTERIA							
<i>Bordetella bronchiseptica</i> (m)	Culture	0/16	0/16	0/16	0/16	0/16	0/16
<i>Citrobacter rodentium</i> (m)	Culture	0/8	0/8	0/8	0/8	0/8	0/8
<i>Corynebacterium kutscheri</i> (m)	Culture	0/16	0/16	0/16	0/16	0/16	0/16
<i>Pasteurella pneumotropica</i> (m)	Culture	0/16	0/16	0/16	0/16	0/16	0/16
<i>Pseudomonas aeruginosa</i> ² (m)	Culture	0/16	0/16	0/16	0/16	0/16	0/16
<i>Salmonella</i> spp. (m)	Culture	0/16	0/16	0/16	0/16	0/16	0/16
<i>Staphylococcus aureus</i> ² (m)	Culture	-	0/16	-	-	-	0/16
<i>Streptococcus pneumoniae</i> (m)	Culture	0/16	0/16	0/16	0/16	0/16	0/16
<i>Mycoplasma pulmonis</i> ¹ (m)	PCR/MFIA	0/16	0/16	0/16	0/16	0/16	0/16
<i>Clostridium piliforme</i> (Tyzzer's Disease) ¹ (m)	Lesions/MFIA	0/16	0/16	0/16	0/16	0/16	0/16
PARASITES AND FUNGI							
Ectoparasites (m)	Direct Examination	0/16	0/16	0/16	0/16	0/16	0/16
Pinworms (m)	Direct Examination	0/16	0/16	0/16	0/16	0/16	0/16
Gastrointestinal protozoa (m)	Direct Examination	0/8	0/8	0/8	0/8	0/8	0/8

Monitoring frequency: (m) monthly, (q) quarterly

Tested by Charles River Laboratories Japan, Inc.

Remarks : 1: Serology on immunocompetent animals from each colony
 2: Not considered as specific pathogens for immunocompetent strains
 3: Not tested strains or stocks; monitoring on parents or other strains in the area
 4: Monitoring on both nu/nu and nu/+ mice

Note: JAX[®] is a registered trademark of The Jackson Laboratory. All rights reserved.



Eiichi Morimura
 Eiichi Morimura, D.V.M.
 Quality Assurance Director

Species: RATS

HEALTH MONITORING REPORT (October 2010)

Printed date: October 27, 2010

Location: Atsugi Breeding Center

Agents	Area	A15	A21	A22
	Strains & Stocks	F344/DuCrjCrj	ZDF-Lep ^{fo} /CrjCrj Crj:ZUC-Lep ^{fo}	Crj:CD(SD)
	Test period Technique	October 12 - 18	October 12 - 15	October 12 - 15
VIRUSES				
Sendai Virus ¹ (m)	MFIA	0/16	0/16	0/16
Pneumonia Virus of Mice ¹ (m)	MFIA	0/16	0/16	0/16
Sialodacryoadenitis Virus ¹ (m)	MFIA	0/16	0/16	0/16
Rat Minute Virus ¹ (m)	MFIA	0/16	0/16	0/16
Rat Parvovirus ¹ (m)	MFIA	0/16	0/16	0/16
Toolan's H-1 Virus ¹ (m)	MFIA	0/16	0/16	0/16
Kilham Rat Virus ¹ (m)	MFIA	0/16	0/16	0/16
Reovirus ¹ (m)	MFIA	0/16	0/16	0/16
Rat Theilovirus ¹ (m)	MFIA	0/16	0/16	0/16
BACTERIA				
<i>Bordetella bronchiseptica</i> (m)	Culture	0/16	0/16	0/16
<i>Corynebacterium kutscheri</i> (m)	Culture	0/16	0/16	0/16
<i>Pasteurella pneumotropica</i> (m)	Culture	0/16	0/16	0/16
<i>Pseudomonas aeruginosa</i> ² (m)	Culture	0/16	0/16	0/16
<i>Salmonella</i> spp. (m)	Culture	0/16	0/16	0/16
<i>Streptococcus pneumoniae</i> (m)	Culture	0/16	0/16	0/16
<i>Mycoplasma pulmonis</i> ¹ (m)	PCR/MFIA	0/16	0/16	0/16
<i>Clostridium piliforme</i> (Tyzzer's Disease) ¹ (m)	Lesions/MFIA	0/16	0/16	0/16
PARASITES AND FUNGI				
Ectoparasites (m)	Direct Examination	0/16	0/16	0/16
Pinworms (m)	Direct Examination	0/16	0/16	0/16
Gastrointestinal protozoa (m)	Direct Examination	0/8	0/8	0/8

Monitoring frequency: (m) monthly, (q) quarterly

Tested by Charles River Laboratories Japan, Inc.

Remarks : 1: Serology on immunocompetent animals from each colony
2: Not considered as specific pathogens for immunocompetent strains



本サマールズ・リバー株式会社
代表取締役社長 西尾悦雄




Eiichi Morimura, D.V.M.
Quality Assurance Director

Species: MICE

HEALTH MONITORING REPORT (October 2010)

Printed date: October 27, 2010

Location: Hino Breeding Center



Agents	Area	H12	H23
	Strains & Stocks	Crj:CD1(ICR) C57BL/6NCrCrj C3H/HeNCrCrj B6C3F1/Crj ³	BALB/cAnNCrCrj DBA/1JNCrj
	Test period Technique	October 13 - 18	October 13 - 18
VIRUSES			
Sendai Virus ¹ (m)	MFIA	0/16	0/16
Pneumonia Virus of Mice ¹ (m)	MFIA	0/16	0/16
Mouse Hepatitis Virus ¹ (m)	MFIA	0/16	0/16
Minute Virus of Mice ¹ (m)	MFIA	0/16	0/16
Mouse Parvovirus (1 or 2) ¹ (m)	MFIA	0/16	0/16
Murine Norovirus ¹ (m)	MFIA	0/16	0/16
Theiler's Murine Encephalomyelitis Virus ¹ (m)	MFIA	0/16	0/16
Reovirus ¹ (m)	MFIA	0/16	0/16
Epizootic Diarrhea of Infant Mice Virus ¹ (m)	MFIA	0/16	0/16
BACTERIA			
<i>Bordetella bronchiseptica</i> (m)	Culture	0/16	0/16
<i>Citrobacter rodentium</i> (m)	Culture	0/8	0/8
<i>Corynebacterium kutscheri</i> (m)	Culture	0/16	0/16
<i>Pasteurella pneumotropica</i> (m)	Culture	0/16	0/16
<i>Pseudomonas aeruginosa</i> ² (m)	Culture	0/16	0/16
<i>Salmonella</i> spp. (m)	Culture	0/16	0/16
<i>Streptococcus pneumoniae</i> (m)	Culture	0/16	0/16
<i>Mycoplasma pulmonis</i> ¹ (m)	PCR/MFIA	0/16	0/16
<i>Clostridium piliforme</i> (Tyzzer's Disease) ¹ (m)	Lesions/MFIA	0/16	0/16
PARASITES AND FUNGI			
Ectoparasites (m)	Direct Examination	0/16	0/16
Pinworms (m)	Direct Examination	0/16	0/16
Gastrointestinal protozoa (m)	Direct Examination	0/8	0/8

Monitoring frequency: (m) monthly, (q) quarterly

Tested by Charles River Laboratories Japan, Inc.

Remarks : 1: Serology on immunocompetent animals from each colony
2: Not considered as specific pathogens for immunocompetent strains
3: Not tested strains or stocks; monitoring on parents or other strains in the area

日本チャールズリバー株式会社
代表取締役社長 西尾悦雄


Eiichi Morimura, D.V.M.
Quality Assurance Director

Species: RATS

HEALTH MONITORING REPORT (October 2010)

Agents	Area	H11	H13	H21
	Strains & Stocks	Cri:CD(SD) Cri:WI(Han) SHR/NCrCrIj WKY/NCrCrIj	LEW/CrIcrIj BN/CrIcrIj	Cri:CD(SD)
	Test period Technique	October 14 - 20	October 14 - 20	October 14 - 20
VIRUSES				
Sendai Virus ¹ (m)	MFIA	0/16	0/16	0/16
Pneumonia Virus of Mice ¹ (m)	MFIA	0/16	0/16	0/16
Sialodacryoadenitis Virus ¹ (m)	MFIA	0/16	0/16	0/16
Rat Minute Virus ¹ (m)	MFIA	0/16	0/16	0/16
Rat Parvovirus ¹ (m)	MFIA	0/16	0/16	0/16
Toolan's H-1 Virus ¹ (m)	MFIA	0/16	0/16	0/16
Kilham Rat Virus ¹ (m)	MFIA	0/16	0/16	0/16
Reovirus ¹ (m)	MFIA	0/16	0/16	0/16
Rat Theilovirus ¹ (m)	MFIA	0/16	0/16	0/16
BACTERIA				
<i>Bordetella bronchiseptica</i> (m)	Culture	0/16	0/16	0/16
<i>Corynebacterium kutscheri</i> (m)	Culture	0/16	0/16	0/16
<i>Pasteurella pneumotropica</i> (m)	Culture	0/16	0/16	0/16
<i>Pseudomonas aeruginosa</i> ² (m)	Culture	0/16	0/16	0/16
<i>Salmonella</i> spp. (m)	Culture	0/16	0/16	0/16
<i>Streptococcus pneumoniae</i> (m)	Culture	0/16	0/16	0/16
<i>Mycoplasma pulmonis</i> ¹ (m)	PCR/MFIA	0/16	0/16	0/16
<i>Clostridium piliforme</i> (Tyzzer's Disease) ¹ (m)	Lesions/MFIA	0/16	0/16	0/16
PARASITES AND FUNGI				
Ectoparasites (m)	Direct Examination	0/16	0/16	0/16
Pinworms (m)	Direct Examination	0/16	0/16	0/16
Gastrointestinal protozoa (m)	Direct Examination	0/8	0/8	0/8

Monitoring frequency: (m) monthly, (q) quarterly

Tested by Charles River Laboratories Japan, Inc.

Remarks : 1: Serology on immunocompetent animals from each colony
2: Not considered as specific pathogens for immunocompetent strains

日本チャールズリバー株式会社
代表取締役社長 西尾悦雄



Eiichi Morimura
Eiichi Morimura, D.V.M.
Quality Assurance Director

Species: MICE

HEALTH MONITORING REPORT (October 2010)

Agents	Area	T12	T22	T23
	Strains & Stocks	JAX [®] Mice Strain C57BL/6J	JAX [®] Mice Strain B6.V-Lep ^{ob} /J JAX [®] Mice Strain BKS.Cg-Dock7 ^m +/+ Lep ^{ob} /J	CAnN.Cg-Foxn1 ^{nu} /CrIcrij ³
	Test period Technique	October 6 - 15	October 6 - 15	October 6 - 15
VIRUSES				
Sendai Virus ¹ (m)	MFIA	0/16	0/16	0/8
Pneumonia Virus of Mice ¹ (m)	MFIA	0/16	0/16	0/8
Mouse Hepatitis Virus ¹ (m)	MFIA	0/16	0/16	0/8
Minute Virus of Mice ¹ (m)	MFIA	0/16	0/16	0/8
Mouse Parvovirus (1 or 2) ¹ (m)	MFIA	0/16	0/16	0/8
Murine Norovirus ¹ (m)	MFIA	0/16	0/16	0/8
Theiler's Murine Encephalomyelitis Virus ¹ (m)	MFIA	0/16	0/16	0/8
Reovirus ¹ (m)	MFIA	0/16	0/16	0/8
Epizootic Diarrhea of Infant Mice Virus ¹ (m)	MFIA	0/16	0/16	0/8
BACTERIA				
<i>Bordetella bronchiseptica</i> (m)	Culture	0/16	0/16	0/16
<i>Citrobacter rodentium</i> (m)	Culture	0/8	0/8	0/8
<i>Corynebacterium kutscheri</i> (m)	Culture	0/16	0/16	0/16
<i>Pasteurella pneumotropica</i> (m)	Culture	0/16	0/16	0/16
<i>Pseudomonas aeruginosa</i> ² (m)	Culture	0/16	0/16	0/16
<i>Salmonella</i> spp. (m)	Culture	0/16	0/16	0/16
<i>Staphylococcus aureus</i> ² (m)	Culture	-	0/16	0/16
<i>Streptococcus pneumoniae</i> (m)	Culture	0/16	0/16	0/16
<i>Mycoplasma pulmonis</i> ¹ (m)	PCR/MFIA	0/16	0/16	0/16
<i>Clostridium piliforme</i> (Tyzzer's Disease) ¹ (m)	Lesions/MFIA	0/16	0/16	0/16
PARASITES AND FUNGI				
Ectoparasites (m)	Direct Examination	0/16	0/16	0/16
Pinworms (m)	Direct Examination	0/16	0/16	0/16
Gastrointestinal protozoa (m)	Direct Examination	0/8	0/8	0/8

Monitoring frequency: (m) monthly, (g) quarterly

Tested by Charles River Laboratories Japan, Inc.

Remarks : 1: Serology on immunocompetent animals from each colony
2: Not considered as specific pathogens for immunocompetent strains
3: Monitoring on both nu/nu and nu/+ mice

Note: JAX[®] is a registered trademark of The Jackson Laboratory. All rights reserved.

日本チャールズリバー株式会社
代表取締役社長 西尾悦雄



Eiichi Morimura
Eiichi Morimura, D.V.M.
Quality Assurance Director

Species: RATS

HEALTH MONITORING REPORT (October 2010)

Agents	Area	T11	T21
	Strains & Stocks	Crj:WI LEW/CrjCrj	Crj:CD(SD)
	Test period Technique	October 7 - 18	October 7 - 18
VIRUSES			
Sendai Virus ¹ (m)	MFIA	0/16	0/16
Pneumonia Virus of Mice ¹ (m)	MFIA	0/16	0/16
Sialodacryoadenitis Virus ¹ (m)	MFIA	0/16	0/16
Rat Minute Virus ¹ (m)	MFIA	0/16	0/16
Rat Parvovirus ¹ (m)	MFIA	0/16	0/16
Toolan's H-1 Virus ¹ (m)	MFIA	0/16	0/16
Kilham Rat Virus ¹ (m)	MFIA	0/16	0/16
Reovirus ¹ (m)	MFIA	0/16	0/16
Rat Theilovirus ¹ (m)	MFIA	0/16	0/16
BACTERIA			
<i>Bordetella bronchiseptica</i> (m)	Culture	0/16	0/16
<i>Corynebacterium kutscheri</i> (m)	Culture	0/16	0/16
<i>Pasteurella pneumotropica</i> (m)	Culture	0/16	0/16
<i>Pseudomonas aeruginosa</i> ² (m)	Culture	0/16	0/16
<i>Salmonella</i> spp. (m)	Culture	0/16	0/16
<i>Streptococcus pneumoniae</i> (m)	Culture	0/16	0/16
<i>Mycoplasma pulmonis</i> ¹ (m)	PCR/MFIA	0/16	0/16
<i>Clostridium piliforme</i> (Tyzzer's Disease) ¹ (m)	Lesions/MFIA	0/16	0/16
PARASITES AND FUNGI			
Ectoparasites (m)	Direct Examination	0/16	0/16
Pintworms (m)	Direct Examination	0/16	0/16
Gastrointestinal protozoa (m)	Direct Examination	0/8	0/8

Monitoring frequency: (m) monthly, (q) quarterly

Tested by Charles River Laboratories Japan, Inc.

Remarks : 1: Serology on immunocompetent animals from each colony
2: Not considered as specific pathogens for immunocompetent strains

日本チャールズリバー株式会社
代表取締役社長 西尾悦雄



Eiichi Morimura
Eiichi Morimura, D.V.M.
Quality Assurance Director

Species: MICE (Fecal Sample)

HEALTH MONITORING REPORT (October 2010)

Agents	Area	Isolator	Isolator	Isolator
	Strains & Stocks	CB17/Icr-Prkdc ^{scid} /CrjCrlj C3H/HeNCrjCrlj (Sentinels)	JAX [®] Mice Strain NOD.CB17-Prkdc ^{scid} /J C57BL/6NCrjCrlj (Sentinels)	Crj:SHO-Prkdc ^{scid} Hr ^{hr} C3H/HeNCrjCrlj (Sentinels)
Test period		October 18 - 21	October 18 - 21	October 18 - 21
Technique				
BACTERIA				
<i>Bordetella bronchiseptica</i>	Culture	0/36	0/24	0/13
<i>Citrobacter rodentium</i>	Culture	0/36	0/24	0/13
<i>Pseudomonas aeruginosa</i>	Culture	0/36	0/24	0/13
<i>Salmonella</i> spp.	Culture	0/36	0/24	0/13
<i>Staphylococcus aureus</i>	Culture	0/36	0/24	0/13

Testing frequency: Fecal samples of isolator-maintained animals are tested monthly.

Tested by Charles River Laboratories Japan, Inc.

Note: JAX[®] is a registered trademark of The Jackson Laboratory. All rights reserved.

日本チャールズリバー株式会社
代表取締役社長 西尾悦雄



Eiichi Morimura
Eiichi Morimura, D.V.M.
Quality Assurance Director



日本チャールス・リバー株式会社



受領

分析報告書

サンプルコード: 257-2010-10000007 分析 05.10.2010 – 19.10.2010
 顧客コード: ホワイトフレーク

分析	結果	単位	定量限界
J8312 ヒ素 (As として) ヒ素	<0.10	ppm	0.10
J8308 カドミウム カドミウム	0.28	ppm	0.01
J8306 鉛 鉛	0.14	ppm	0.05
JCHG2 総水銀 総水銀	<0.005	ppm	0.005
JJ006 アフラトキシン B1, B2, G1, G2 アフラトキシン B1	0.1	ppb	0.1
アフラトキシン B2	<0.1	ppb	0.1
アフラトキシン G1	<0.1	ppb	0.1
アフラトキシン G2	<0.1	ppb	0.1
UMUP8 酵母およびカビ カビ	< 10	cfu/g	<10
UMUDN 一般細菌数 (生菌数) 一般細菌数 (30° C)	< 10	cfu/g	<10
UMTK5 サルモネラ サルモネラ	陰性	/25 g	
UMULP 大腸菌 大腸菌	陰性	cfu/g	

報告結果の再生については分析所の許可が必要となります。報告結果は、分析したサンプルのみに適用されます。

Eurofins Analytics K.K Nittsu Keihin-Jima Center New Bldg. 2F 3-5-5 Keihin-Jima Ota-Ku 143-0003 Tokyo - JAPAN


J3246 乾燥減量

含水量 9.5 % 0.1

SP001 ビレスロイドを含む有機塩素系農薬

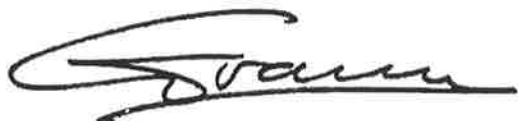
γ-BHC (リンデン)	<0.001	ppm	0.001
DDT 及び代謝物 (総計)	<0.01	ppm	
DDT, p,p'-	<0.001	ppm	0.001
DDT, o,p'-	<0.001	ppm	0.001
DDE, p,p'-	<0.002	ppm	0.002
DDE, o,p'-	<0.002	ppm	0.002
DDD, p,p'-	<0.002	ppm	0.002
DDD, o,p'-	<0.002	ppm	0.002
エンドリン	<0.002	ppm	0.002
ディルドリン	<0.001	ppm	0.001
アルドリン	<0.001	ppm	0.001
ヘプタクロル	<0.001	ppm	0.001

SP004 有機リン系農薬

パラチオン	<0.01	ppm	0.01
ダイアジノン	<0.01	ppm	0.01
マラチオン (マラソン)	<0.01	ppm	0.01
パラチオンメチル	<0.01	ppm	0.01

SP103 ポリ塩化 ビフェニル


7 PCB 測定総計	<0.07	ppm	
PCB IUPAC 28	<0.01	ppm	0.01
PCB IUPAC 52	<0.01	ppm	0.01
PCB IUPAC 101	<0.01	ppm	0.01
PCB IUPAC 118	<0.01	ppm	0.01
PCB IUPAC 138	<0.01	ppm	0.01
PCB IUPAC 153	<0.01	ppm	0.01
PCB IUPAC 180	<0.01	ppm	0.01



Colin Granier
Chemistry Customer Services Manager



日本チャールス・リバー株式会社



受領

05.10.2010

分析報告書

サンプルコード: 257-2010-10000008 分析 05.10.2010 - 19.10.2010
 顧客コード: ベータチップ

分析	結果	単位	定量限界
J8312 ヒ素 (As として) ヒ素	<0.10	ppm	0.1
J8308 カドミウム カドミウム	0.19	ppm	0.01
J8306 鉛 鉛	0.19	ppm	0.05
JCHG2 総水銀 総水銀	<0.005	ppm	0.005
JJ006 アフラトキシン B1, B2, G1, G2 アフラトキシン B1	<0.1	ppb	0.1
アフラトキシン B2	<0.1	ppb	0.1
アフラトキシン G1	<0.1	ppb	0.1
アフラトキシン G2	<0.1	ppb	0.1
UMUP8 酵母およびカビ カビ	< 10	cfu/g	<10
UMUDN 一般細菌数 (生菌数) 一般生菌数 (30° C)	1900	cfu/g	<10
UMTK5 サルモネラ サルモネラ	陰性	/25 g	
UMULP 大腸菌 大腸菌	陰性	cfu/g	

報告結果の再生については分析所の許可が必要となります。報告結果は、分析したサンプルのみに適用されます。

Eurofins Analytics K.K Nittsu Keihin-Jima Center New Bldg. 2F 3-5-5 Keihin-Jima Ota-Ku 143-0003 Tokyo - JAPAN


J3246 乾燥減量

含水量 10.3 % 0.1

SP001 ビレスロイドを含む有機塩素系農薬


γ-BHC (リンデン)	<0.001	ppm	0.001
DDT 及び代謝物 (総計)	<0.01	ppm	
DDT, p,p'-	<0.001	ppm	0.001
DDT, o,p'-	<0.001	ppm	0.001
DDE, p,p'-	<0.002	ppm	0.002
DDE, o,p'-	<0.002	ppm	0.002
DDD, p,p'-	<0.002	ppm	0.002
DDD, o,p'-	<0.002	ppm	0.002
エンドリン	<0.002	ppm	0.002
ディルドリン	<0.001	ppm	0.001
アルドリン	<0.001	ppm	0.001
ヘプタクロル	<0.001	ppm	0.001

SP004 有機リン系農薬

パラチオン	<0.01	ppm	0.01
ダイアジノン	<0.01	ppm	0.01
マラチオン (マラソン)	<0.01	ppm	0.01
パラチオンメチル	<0.01	ppm	0.01

SP103 ポリ塩化 ビフェニル

7 PCB 測定総計	<0.07	ppm	
PCB IUPAC 28	<0.01	ppm	0.01
PCB IUPAC 52	<0.01	ppm	0.01
PCB IUPAC 101	<0.01	ppm	0.01
PCB IUPAC 118	<0.01	ppm	0.01
PCB IUPAC 138	<0.01	ppm	0.01
PCB IUPAC 153	<0.01	ppm	0.01
PCB IUPAC 180	<0.01	ppm	0.01



Colin Granier
Chemistry Customer Services Manager