

HEALTH MONITORING REPORT (September 2011)

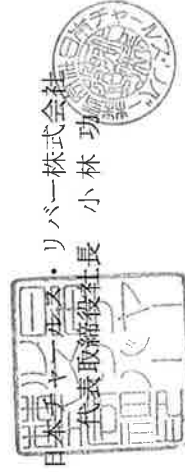
Printed date: September 30, 2011  
Location: Atsugi Breeding Center

Species: MICE

Agents	Area	A12	A13	A14	A23	A24	A25	
								Strains & Stocks
	Test period Technique	September 5 - 30						September 5 - 30
<b>VIRUSES</b>								
Sendai Virus <sup>1</sup> (m)	MFA	0/8	0/8	0/8	0/8	0/8	0/8	
Pneumonia Virus of Mice <sup>1</sup> (m)	MFA	0/8	0/8	0/8	0/8	0/8	0/8	
Mouse Hepatitis Virus <sup>1</sup> (m)	MFA	0/8	0/8	0/8	0/8	0/8	0/8	
Minute Virus of Mice <sup>1</sup> (m)	MFA	0/8	0/8	0/8	0/8	0/8	0/8	
Mouse Parvovirus (1 or 2) <sup>1</sup> (m)	MFA	0/8	0/8	0/8	0/8	0/8	0/8	
Murine Norovirus (m)	MFA	0/8	0/8	0/8	0/8	0/8	0/8	
Theiler's Murine Encephalomyelitis Virus <sup>1</sup> (m)	MFA	0/8	0/8	0/8	0/8	0/8	0/8	
Rotavirus <sup>1</sup> (m)	MFA	0/8	0/8	0/8	0/8	0/8	0/8	
Epizootic Diarrhea of Infant Mice Virus <sup>1</sup> (m)	MFA	0/8	0/8	0/8	0/8	0/8	0/8	
Lymphocytic Choriomeningitis Virus <sup>1</sup> (q)	MFA	0/8	0/8	0/8	0/8	0/8	0/8	
Ectromelia Virus <sup>1</sup> (q)	MFA	0/8	0/8	0/8	0/8	0/8	0/8	
Mouse Adenovirus (1 or 2) <sup>1</sup> (q)	MFA	0/8	0/8	0/8	0/8	0/8	0/8	
Mouse Cytomegalovirus <sup>1</sup> (q)	MFA	0/8	0/8	0/8	0/8	0/8	0/8	
Mouse Pneumonitis Virus (q)	MFA	0/8	0/8	0/8	0/8	0/8	0/8	
Polyoma Virus <sup>1</sup> (q)	MFA	0/8	0/8	0/8	0/8	0/8	0/8	
Hantaan Virus <sup>1</sup> (q)	MFA	0/8	0/8	0/8	0/8	0/8	0/8	
Mouse Thymic Virus <sup>1</sup> (q)	MFA	0/8	0/8	0/8	0/8	0/8	0/8	
<b>BACTERIA</b>								
<i>Bordetella bronchiseptica</i> (m)	Culture	0/12	0/8	0/8	0/8	0/12	0/8	
<i>Citrobacter rodentium</i> (m)	Culture	0/8	0/8	0/8	0/8	0/8	0/8	
<i>Corynebacterium kutscheri</i> (m)	Culture	0/12	0/8	0/8	0/8	0/12	0/8	
<i>Pasteurella pneumotropica</i> (m)	Culture	0/12	0/8	0/8	0/8	0/12	0/8	
<i>Pseudomonas aeruginosa</i> <sup>2</sup> (m)	Culture	0/12	0/8	0/8	0/8	0/12	0/8	
<i>Salmonella</i> spp. (m)	Culture	0/12	0/8	0/8	0/8	0/12	0/8	
<i>Streptococcus pneumoniae</i> (m)	Culture	0/12	0/8	0/8	0/8	0/12	0/8	
<i>Staphylococcus aureus</i> <sup>2</sup> (m)	Culture	0/12	-	-	-	0/12	-	
<i>Helicobacter hepaticus</i> (q)	PCR	0/12	0/8	0/8	0/8	0/12	0/8	
<i>Helicobacter bilis</i> (q)	PCR	0/12	0/8	0/8	0/8	0/12	0/8	
<i>Helicobacter</i> spp. (q)	PCR	0/12	0/8	0/8	0/8	0/12	0/8	
<i>Streptobacillus moniliformis</i> (q)	PCR	0/12	0/8	0/8	0/8	0/12	0/8	
<i>Mycoplasma pulmonis</i> <sup>1</sup> (m)	PCR/MFA	0/12	0/8	0/8	0/8	0/12	0/8	
<i>Clostridium piliforme</i> (Tyzzer's Disease) <sup>1</sup> (m)	Lesions/MFA	0/12	0/12	0/12	0/12	0/12	0/12	
<i>CAR bacillus</i> <sup>1</sup> (q)	MFA	0/8	0/8	0/8	0/8	0/8	0/8	
<b>PARASITES AND FUNGI</b>								
Ectoparasites (m)	Direct Examination	0/12	0/8	0/8	0/8	0/12	0/8	
Pinworms (m)	Direct Examination	0/12	0/12	0/12	0/12	0/12	0/12	
Gastrointestinal protozoa (m)	Direct Examination	0/8	0/8	0/8	0/8	0/8	0/8	
<i>Encephalitozoon cuniculi</i> <sup>1</sup> (q)	MFA	0/8	0/8	0/8	0/8	0/8	0/8	
<i>Pneumocystis</i> spp. <sup>2</sup> (q)	PCR	0/4	-	-	-	0/4	-	

Tested by Charles River Laboratories Japan, Inc.

Monitoring frequency: (m) monthly, (q) quarterly  
Remarks: 1: Serology on immunocompetent animals from each colony  
2: Not considered as specific pathogens for immunocompetent strains  
3: Not tested strains or stocks; monitoring on parvovirus or other strains in the area  
4: Monitoring on both nu/nu and nu/+ mice  
Note: JAX<sup>®</sup> is a registered trademark of The Jackson Laboratory. All rights reserved.



HEALTH MONITORING REPORT (September 2011)

Species: RATS

Agents	Area	A15	A21	A22
	Strains & Stocks	F344/DuCrjCrj	ZDF-Lepr <sup>6</sup> /CrjCrj Crj;ZUC-Lepr <sup>6</sup>	Crj:CD(SD)
	Test period Technique	September 9 - 30		
<b>VIRUSES</b>				
Sendai Virus <sup>1</sup> (m)	MFA	0/8	0/8	0/8
Pneumonia Virus of Mice <sup>1</sup> (m)	MFA	0/8	0/8	0/8
Sialodactyoidenitis Virus <sup>1</sup> (m)	MFA	0/8	0/8	0/8
Rat Minute Virus <sup>1</sup> (m)	MFA	0/8	0/8	0/8
Rat Parvovirus <sup>1</sup> (m)	MFA	0/8	0/8	0/8
Toolan's H-1 Virus <sup>1</sup> (m)	MFA	0/8	0/8	0/8
Kilham Rat Virus <sup>1</sup> (m)	MFA	0/8	0/8	0/8
Rcovirus <sup>1</sup> (m)	MFA	0/8	0/8	0/8
Rat Theilovirus <sup>1</sup> (m)	MFA	0/8	0/8	0/8
Lymphocytic Choriomeningitis Virus <sup>1</sup> (q)	MFA	0/8	0/8	0/8
Mouse Adenovirus (1 or 2) <sup>1</sup> (q)	MFA	0/8	0/8	0/8
Hantaan Virus <sup>1</sup> (q)	MFA	0/8	0/8	0/8
<b>BACTERIA</b>				
<i>Bordetella bronchiseptica</i> (m)	Culture	0/8	0/8	0/8
<i>Corynebacterium kutscheri</i> (m)	Culture	0/8	0/8	0/8
<i>Pasteurella pneumotropica</i> (m)	Culture	0/8	0/8	0/8
<i>Pseudomonas aeruginosa</i> <sup>2</sup> (m)	Culture	0/8	0/8	0/8
<i>Salmonella</i> spp. (m)	Culture	0/8	0/8	0/8
<i>Streptococcus pneumoniae</i> (m)	Culture	0/8	0/8	0/8
<i>Helicobacter hepaticus</i> (q)	PCR	0/8	0/8	0/8
<i>Helicobacter bilis</i> (q)	PCR	0/8	0/8	0/8
<i>Helicobacter</i> spp. (q)	PCR	0/8	0/8	0/8
<i>Streptobacillus moniliformis</i> (q)	PCR	0/8	0/8	0/8
<i>Mycoplasma pulmonis</i> <sup>1</sup> (m)	PCR/MFA	0/8	0/8	0/8
<i>Clostridium piliforme</i> (Tyzzer's Disease) <sup>1</sup> (m)	Lesions/MFA	0/12	0/12	0/12
CAR bacillus <sup>1</sup> (q)	MFA	0/8	0/8	0/8
<b>PARASITES AND FUNGI</b>				
Ectoparasites (m)	Direct Examination	0/8	0/8	0/8
Pinworms (m)	Direct Examination	0/12	0/12	0/12
Gastrointestinal protozoa (m)	Direct Examination	0/8	0/8	0/8
<i>Encephalitozoon cuniculi</i> <sup>1</sup> (q)	MFA	0/8	0/8	0/8
<i>Pneumocystis</i> spp. <sup>1,3</sup> (q)	MFA	0/8	0/8	0/8

Monitoring frequency: (m) monthly, (q) quarterly

Tested by Charles River Laboratories Japan, Inc.



Remarks : 1: Serology on immunocompetent animals from each colony  
2: Not considered as specific pathogens for immunocompetent strains  
3: Not included in the Specific Pathogen Free (SPF) lists

HEALTH MONITORING REPORT (September 2011)

Species: MICE

Agents	Area	H12	H23
		Crj:CD1 (ICR) C57BL/6NCrjCrj C3H/HeNcrjCrj B6C3F1/Crj <sup>1</sup>	BALB/cAnNCrjCrj DBA/1JNCrj
	Test period	September 6 - 30	September 6 - 30
	Technique		
<b>VIRUSES</b>			
Sendai Virus <sup>1</sup> (m)	MFIA	0/8	0/8
Pneumonia Virus of Mice <sup>1</sup> (m)	MFIA	0/8	0/8
Mouse Hepatitis Virus <sup>1</sup> (m)	MFIA	0/8	0/8
Minute Virus of Mice <sup>1</sup> (m)	MFIA	0/8	0/8
Mouse Parvovirus (1 or 2) <sup>1</sup> (m)	MFIA	0/8	0/8
Murine Norovirus <sup>1</sup> (m)	MFIA	0/8	0/8
Theiler's Murine Encephalomyelitis Virus <sup>1</sup> (m)	MFIA	0/8	0/8
Reovirus <sup>1</sup> (m)	MFIA	0/8	0/8
Epizootic Diarrhea of Infant Mice Virus <sup>1</sup> (m)	MFIA	0/8	0/8
Lymphocytic Choriomeningitis Virus <sup>1</sup> (g)	MFIA	0/8	0/8
Ectromelia Virus <sup>1</sup> (g)	MFIA	0/8	0/8
Mouse Adenovirus (1 or 2) <sup>1</sup> (g)	MFIA	0/8	0/8
Mouse Cytomegalovirus <sup>1</sup> (g)	MFIA	0/8	0/8
Mouse Pneumonitis Virus <sup>1</sup> (g)	MFIA	0/8	0/8
Polyoma Virus <sup>1</sup> (g)	MFIA	0/8	0/8
Hantaan Virus <sup>1</sup> (g)	MFIA	0/8	0/8
Mouse Thymic Virus <sup>1</sup> (g)	MFIA	0/8	0/8
<b>BACTERIA</b>			
<i>Bordetella bronchiseptica</i> (m)	Culture	0/8	0/8
<i>Citrobacter rodentium</i> (m)	Culture	0/8	0/8
<i>Corynebacterium kutscheri</i> (m)	Culture	0/8	0/8
<i>Pasteurella pneumotropica</i> (m)	Culture	0/8	0/8
<i>Pseudomonas aeruginosa</i> <sup>2</sup> (m)	Culture	0/8	0/8
<i>Salmonella</i> spp. (m)	Culture	0/8	0/8
<i>Streptococcus pneumoniae</i> (m)	Culture	0/8	0/8
<i>Helicobacter hepaticus</i> (g)	PCR	0/8	0/8
<i>Helicobacter bilis</i> (g)	PCR	0/8	0/8
<i>Helicobacter</i> spp. (g)	PCR	0/8	0/8
<i>Streptobacillus moniliformis</i> (g)	PCR	0/8	0/8
<i>Mycoplasma pulmonis</i> <sup>1</sup> (m)	PCR/MFIA	0/8	0/8
<i>Clostridium piliforme</i> (Tyzzer's Disease) <sup>1</sup> (m)	Lesions/MFIA	0/12	0/12
CAR bacillus <sup>1</sup> (g)	MFIA	0/8	0/8
<b>PARASITES AND FUNGI</b>			
Ectoparasites (m)	Direct Examination	0/8	0/8
Pinworms (m)	Direct Examination	0/12	0/12
Gastrointestinal protozoa (m)	Direct Examination	0/8	0/8
<i>Encephalitozoon cuniculi</i> <sup>1</sup> (g)	MFIA	0/8	0/8

Tested by Charles River Laboratories Japan, Inc.

Monitoring frequency: (m) monthly, (q) quarterly

Remarks : 1: Serology on immunocompetent animals from each colony  
2: Not considered as specific pathogens for immunocompetent strains  
3: Not tested strains or stocks; monitoring on parents or other strains in the area



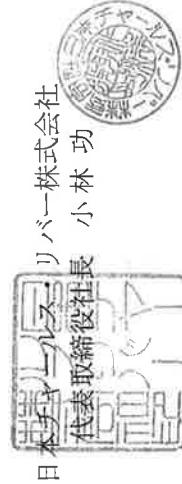
HEALTH MONITORING REPORT (September 2011)

Species: RATS

Agents	Area	H11			H13			H21		
		Strains & Stocks	Crt:CD(SD) Crt:W(Han) SHR/NCr(Crj) WKY/NCr(Crj)	LEW/Cr(Crj) BN/Cr(Crj)		Crj:CD(SD)		Crj:CD(SD)		
Technique	Test period	September 6 - 30			September 6 - 30			September 6 - 30		
<b>VIRUSES</b>										
Sendai Virus <sup>1</sup> (m)	MFA	0/8			0/8				0/8	
Pneumonia Virus of Mice <sup>1</sup> (m)	MFA	0/8			0/8				0/8	
Sialodactyloendinitis Virus <sup>1</sup> (m)	MFA	0/8			0/8				0/8	
Rat Minute Virus <sup>1</sup> (m)	MFA	0/8			0/8				0/8	
Rat Parvovirus <sup>1</sup> (m)	MFA	0/8			0/8				0/8	
Toolan's H-1 Virus <sup>1</sup> (m)	MFA	0/8			0/8				0/8	
Kilham Rat Virus <sup>1</sup> (m)	MFA	0/8			0/8				0/8	
Reovirus <sup>1</sup> (m)	MFA	0/8			0/8				0/8	
Rat Theilovirus <sup>1</sup> (m)	MFA	0/8			0/8				0/8	
Lymphocytic Choriomeningitis Virus <sup>1</sup> (q)	MFA	0/8			0/8				0/8	
Mouse Adenovirus (1 or 2) <sup>1</sup> (q)	MFA	0/8			0/8				0/8	
Hantaan Virus <sup>1</sup> (q)	MFA	0/8			0/8				0/8	
<b>BACTERIA</b>										
<i>Bordetella bronchiseptica</i> (m)	Culture	0/8			0/8				0/8	
<i>Corynebacterium kutscheri</i> (m)	Culture	0/8			0/8				0/8	
<i>Pasteurella pneumotropica</i> (m)	Culture	0/8			0/8				0/8	
<i>Pseudomonas aeruginosa</i> <sup>2</sup> (m)	Culture	0/8			0/8				0/8	
<i>Salmonella</i> spp. (m)	Culture	0/8			0/8				0/8	
<i>Streptococcus pneumoniae</i> (m)	Culture	0/8			0/8				0/8	
<i>Helicobacter hepaticus</i> (q)	PCR	0/8			0/8				0/8	
<i>Helicobacter bilis</i> (q)	PCR	0/8			0/8				0/8	
<i>Helicobacter</i> spp. (q)	PCR	0/8			0/8				0/8	
<i>Streptobacillus moniliformis</i> (q)	PCR	0/8			0/8				0/8	
<i>Mycoplasma pulmonis</i> <sup>1</sup> (m)	PCR/MFA	0/8			0/8				0/8	
<i>Clostridium piliforme</i> (Tyzzer's Disease) <sup>1</sup> (m)	Lesions/MFA	0/12			0/12				0/12	
CAR bacillus <sup>1</sup> (q)	MFA	0/8			0/8				0/8	
<b>PARASITES AND FUNGI</b>										
Ectoparasites (m)	Direct Examination	0/8			0/8				0/8	
Pinworms (m)	Direct Examination	0/12			0/12				0/12	
Gastrointestinal protozoa (m)	Direct Examination	0/8			0/8				0/8	
<i>Encyphalitozoon cuniculi</i> <sup>1</sup> (q)	MFA	0/8			0/8				0/8	
<i>Pneumocystis</i> spp. <sup>1,3</sup> (q)	MFA	0/8			0/8				0/8	

Monitoring frequency: (m) monthly, (q) quarterly

Tested by Charles River Laboratories Japan, Inc.



Remarks : 1: Serology on immunocompetent animals from each colony  
2: Not considered as specific pathogens for immunocompetent strains  
3: Not included in the Specific Pathogen Free (SPF) lists

HEALTH MONITORING REPORT (September 2011)

Species: MICE

Agents	Area	T12	T22	T23
		JAX <sup>®</sup> Mice Strain C57BL/6J	JAX <sup>®</sup> Mice Strain B6.V-Lep <sup>ph</sup> /J JAX <sup>®</sup> Mice Strain BKS.C-g-Dock7 <sup>m</sup> +/- Lep <sup>ph</sup> /J	CAnN.Cg-Foxn1 <sup>nu</sup> /CrlCrj <sup>3</sup>
Test period		September 7 - 30		
Technique		September 7 - 30		
<b>VIRUSES</b>				
Sendai Virus <sup>1</sup> (m)	MFA	0/8	0/8	0/8
Pneumonia Virus of Mice <sup>1</sup> (m)	MFA	0/8	0/8	0/8
Mouse Hepatitis Virus <sup>1</sup> (m)	MFA	0/8	0/8	0/8
Minute Virus of Mice <sup>1</sup> (m)	MFA	0/8	0/8	0/8
Mouse Parvovirus (1 or 2) <sup>1</sup> (m)	MFA	0/8	0/8	0/8
Murine Norovirus <sup>1</sup> (m)	MFA	0/8	0/8	0/8
Theiler's Murine Encephalomyelitis Virus <sup>1</sup> (m)	MFA	0/8	0/8	0/8
Reovirus <sup>1</sup> (m)	MFA	0/8	0/8	0/8
Epizootic Diarrhea of Infant Mice Virus <sup>1</sup> (m)	MFA	0/8	0/8	0/8
Lymphocytic Choriomeningitis Virus <sup>1</sup> (g)	MFA	0/8	0/8	0/8
Ectromelia Virus <sup>2</sup> (g)	MFA	0/8	0/8	0/8
Mouse Adenovirus (1 or 2) <sup>1</sup> (g)	MFA	0/8	0/8	0/8
Mouse Cytomegalovirus <sup>1</sup> (g)	MFA	0/8	0/8	0/8
Mouse Pneumonitis Virus <sup>1</sup> (g)	MFA	0/8	0/8	0/8
Polyoma Virus <sup>1</sup> (g)	MFA	0/8	0/8	0/8
Hantaan Virus <sup>1</sup> (g)	MFA	0/8	0/8	0/8
Mouse Thymic Virus <sup>1</sup> (g)	MFA	0/8	0/8	0/8
<b>BACTERIA</b>				
<i>Bordetella bronchiseptica</i> (m)	Culture	0/8	0/8	0/12
<i>Citrobacter rodentium</i> (m)	Culture	0/8	0/8	0/8
<i>Corynebacterium kutscheri</i> (m)	Culture	0/8	0/8	0/12
<i>Pasteurella pneumotropica</i> (m)	Culture	0/8	0/8	0/12
<i>Pseudomonas aeruginosa</i> <sup>2</sup> (m)	Culture	0/8	0/8	0/12
<i>Salmonella</i> spp. (m)	Culture	0/8	0/8	0/12
<i>Streptococcus pneumoniae</i> (m)	Culture	0/8	0/8	0/12
<i>Staphylococcus aureus</i> <sup>2</sup> (m)	Culture	0/8	0/8	0/12
<i>Helicobacter hepaticus</i> (g)	PCR	0/8	0/8	0/12
<i>Helicobacter bilis</i> (g)	PCR	0/8	0/8	0/12
<i>Helicobacter</i> spp. (g)	PCR	0/8	0/8	0/12
<i>Sreptobacillus montiformis</i> (g)	PCR	0/8	0/8	0/12
<i>Mycoplasma pulmonis</i> <sup>1</sup> (m)	PCR/MFA	0/8	0/8	0/12
<i>Clostridium piliforme</i> (Tyzzer's Disease) <sup>1</sup> (m)	Lesions/MFA	0/12	0/12	0/12
CAR bacillus <sup>1</sup> (g)	MFA	0/8	0/8	0/8
<b>PARASITES AND FUNGI</b>				
Ectoparasites (m)	Direct Examination	0/8	0/8	0/12
Pinworms (m)	Direct Examination	0/12	0/12	0/12
Gastrointestinal protozoa (m)	Direct Examination	0/8	0/8	0/8
<i>Encephalitozoon cuniculi</i> <sup>1</sup> (g)	MFA	0/8	0/8	0/8
<i>Pneumocystis</i> spp. <sup>2</sup> (g)	PCR	0/8	0/8	0/4

Tested by Charles River Laboratories Japan, Inc.



日本チャールズリバー株式会社  
代表取締役社長 小林 功

Monitoring frequency: (m) monthly, (g) quarterly

Remarks : 1: Serology on immunocompetent animals from each colony

2: Not considered as specific pathogens for immunocompetent strains

3: Monitoring on both nu/nu and nu+/+ mice

Note: JAX<sup>®</sup> is a registered trademark of The Jackson Laboratory. All rights reserved.

HEALTH MONITORING REPORT (September 2011)

Species: RATS

Agents	Area Strains & Stocks	T11		T21
		Test period Technique	Crtj:WI LEW/ChCrtj September 7 - 30	Crt:CD(SD) September 7 - 30
<b>VIRUSES</b>				
Sendai Virus <sup>1</sup> (m)	MFA	0/8	0/8	0/8
Pneumonia Virus of Mice <sup>1</sup> (m)	MFA	0/8	0/8	0/8
Sialodacryoadenitis Virus <sup>1</sup> (m)	MFA	0/8	0/8	0/8
Rat Minute Virus <sup>1</sup> (m)	MFA	0/8	0/8	0/8
Rat Parvovirus <sup>1</sup> (m)	MFA	0/8	0/8	0/8
Toolan's H-1 Virus <sup>1</sup> (m)	MFA	0/8	0/8	0/8
Kilham Rat Virus <sup>1</sup> (m)	MFA	0/8	0/8	0/8
Rcovirus <sup>1</sup> (m)	MFA	0/8	0/8	0/8
Rat Theilovirus <sup>1</sup> (m)	MFA	0/8	0/8	0/8
Lymphocytic Choriomeningitis Virus <sup>1</sup> (q)	MFA	0/8	0/8	0/8
Mouse Adenovirus (1 or 2) <sup>1</sup> (q)	MFA	0/8	0/8	0/8
Hantaan Virus <sup>1</sup> (q)	MFA	0/8	0/8	0/8
<b>BACTERIA</b>				
<i>Bordetella bronchiseptica</i> (m)	Culture	0/8	0/8	0/8
<i>Corynebacterium kutscheri</i> (m)	Culture	0/8	0/8	0/8
<i>Pasteurella pneumotropica</i> (m)	Culture	0/8	0/8	0/8
<i>Pseudomonas aeruginosa</i> <sup>2</sup> (m)	Culture	0/8	0/8	0/8
<i>Salmonella</i> spp. (m)	Culture	0/8	0/8	0/8
<i>Streptococcus pneumoniae</i> (m)	Culture	0/8	0/8	0/8
<i>Helicobacter hepaticus</i> (q)	PCR	0/8	0/8	0/8
<i>Helicobacter bilis</i> (q)	PCR	0/8	0/8	0/8
<i>Helicobacter</i> spp. (q)	PCR	0/8	0/8	0/8
<i>Streptobacillus moniliformis</i> (q)	PCR	0/8	0/8	0/8
<i>Mycoplasma pulmonis</i> <sup>1</sup> (m)	PCR/MFA	0/8	0/8	0/8
<i>Clostridium piliforme</i> (Tyzzer's Disease) <sup>1</sup> (m)	Lesions/MFA	0/12	0/12	0/12
CAR bacillus <sup>1</sup> (q)	MFA	0/8	0/8	0/8
<b>PARASITES AND FUNGI</b>				
Ectoparasites (m)	Direct Examination	0/8	0/8	0/8
Pinworms (m)	Direct Examination	0/12	0/12	0/12
Gastrointestinal protozoa (m)	Direct Examination	0/8	0/8	0/8
<i>Encephalitozoon cuniculi</i> <sup>1</sup> (q)	MFA	0/8	0/8	0/8
<i>Pneumocystis</i> spp. <sup>1,3</sup> (q)	MFA	0/8	0/8	0/8

Monitoring frequency: (m) monthly, (q) quarterly

Tested by Charles River Laboratories Japan, Inc.

Remarks : 1: Serology on immunocompetent animals from each colony  
2: Not considered as specific pathogens for immunocompetent strains  
3: Not included in the Specific Pathogen Free (SPF) lists



**HEALTH MONITORING REPORT (September 2011)**

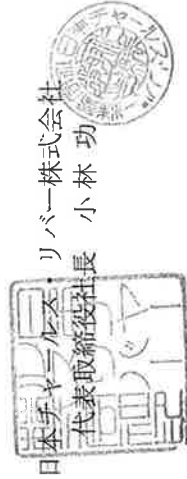
Species: MICE

Agents	Isolator			Isolator
	Area	Strains & Stocks	Isolator	
	Test period	CBI17/In-Prkdc <sup>scid</sup> /Ch1Cr1j C3H/HeNCR1Cr1j (Sentinels)	JAX <sup>®</sup> Mice Strain NOD.CB17-Prkdc <sup>scid</sup> /J C3H/HeNCR1Cr1j (Sentinels)	CriJ-SHO-Prkdc <sup>scid</sup> Hr <sup>pr</sup> C3H/HeNCR1Cr1j (Sentinels)
	Technique	September 15 - 26	September 12 - 26	September 12 - 26
<b>VIRUSES</b>				
Sendai Virus <sup>1</sup>	MFIA	0/11	0/7	0/5
Pneumonia Virus of Mice <sup>1</sup>	MFIA	0/11	0/7	0/5
Mouse Hepatitis Virus <sup>1</sup>	MFIA	0/11	0/7	0/5
Minute Virus of Mice <sup>1</sup>	MFIA	0/11	0/7	0/5
Mouse Parvovirus (1 or 2) <sup>1</sup>	MFIA	0/11	0/7	0/5
Murine Norovirus <sup>1</sup>	MFIA	0/11	0/7	0/5
Theiler's Murine Encephalomyelitis Virus <sup>1</sup>	MFIA	0/11	0/7	0/5
Reovirus <sup>1</sup>	MFIA	0/11	0/7	0/5
Epizootic Diarrhea of Infant Mice Virus <sup>1</sup>	MFIA	0/11	0/7	0/5
<b>BACTERIA</b>				
<i>Bordetella bronchiseptica</i>	Culture	0/33	0/21	0/15
<i>Citrobacter rodentium</i>	Culture	0/22	0/14	0/10
<i>Gorynebacterium kutscheri</i>	Culture	0/33	0/21	0/15
<i>Pasteurella pneumotropica</i>	Culture	0/33	0/21	0/15
<i>Pseudomonas aeruginosa</i>	Culture	0/33	0/21	0/15
<i>Salmonella</i> spp.	Culture	0/33	0/21	0/15
<i>Staphylococcus aureus</i>	Culture	0/33	0/21	0/15
<i>Streptococcus pneumoniae</i>	Culture	0/33	0/21	0/15
<i>Mycoplasma pulmonis</i> <sup>1</sup>	Culture	0/33	0/21	0/15
<i>Clostridium piliforme</i> (Yersin's Disease) <sup>1</sup>	MFIA	0/11	0/7	0/5
<b>PARASITES AND FUNGI</b>	Lesions/MFIA	0/33	0/21	0/15
Ectoparasites	Direct Examination	0/33	0/21	0/15
Pinworms	Direct Examination	0/33	0/21	0/15
Gastrointestinal protozoa	Direct Examination	0/22	0/14	0/10
<i>Pneumocystis</i> spp.	PCR	0/11	0/7	0/5

Testing frequency: Isolator-maintained animals are tested quarterly.

Tested by Charles River Laboratories Japan, Inc.

Remarks : 1: Serology on immunocompetent animals from each colony

 Note: JAX<sup>®</sup> is a registered trademark of The Jackson Laboratory. All rights reserved.


HEALTH MONITORING REPORT (September 2011)

Species: MICE (Fecal and Water Samples)

Agents	Area	Isolator		
		CB17/ter-Prkdc <sup>cre</sup> /Crj (Sentinels) C3H/HeNCrj (Sentinels)	JAX® Mice Strain NOD.CB17-Prkdc <sup>cre</sup> /J C3H/HeNCrj (Sentinels)	Crj:SHO-Prkdc <sup>cre</sup> /Hr <sup>hr</sup> C3H/HeNCrj (Sentinels)
Technique		September 12 - 19		
<b>BACTERIA</b> <i>Bordetella bronchiseptica</i> <i>Citrobacter rodentium</i> <i>Corynebacterium kutscheri</i> <i>Pasteurella pneumotropica</i> <i>Pseudomonas aeruginosa</i> <i>Salmonella</i> spp. <i>Staphylococcus aureus</i> <i>Streptococcus pneumoniae</i>	Culture	0/38	0/17	0/10
	Culture	0/38	0/17	0/10
	Culture	0/38	0/17	0/10
	Culture	0/38	0/17	0/10
	Culture	0/38	0/17	0/10
	Culture	0/38	0/17	0/10
	Culture	0/38	0/17	0/10
	Culture	0/38	0/17	0/10
	Culture	0/38	0/17	0/10
	Culture	0/38	0/17	0/10

Tested by Charles River Laboratories Japan, Inc.

Testing frequency: Fecal and water samples of isolator-maintained animals are tested monthly.




Note: JAX® is a registered trademark of The Jackson Laboratory. All rights reserved.




 日本チャールス  
 確認  
 株式会社

受領日



# 分析報告書

サンプルコード: 257-2011-08000085      分析      08.08.2011 – 22.08.2011  
 検体名: サンフレーク

分析	結果	単位	定量限界
J8312 ヒ素 (As として) ヒ素	<0.10	ppm	0.10
J8308 カドミウム カドミウム	0.06	ppm	0.01
J8306 鉛 鉛	<0.05	ppm	0.05
J1018 総水銀 総水銀	<0.005	ppm	0.005
J3004 アフラトキシン B1, B2, G1, G2 アフラトキシン B1	<0.1	ppb	0.1
アフラトキシン B2	<0.1	ppb	0.1
アフラトキシン G1	<0.1	ppb	0.1
アフラトキシン G2	<0.1	ppb	0.1
UMUP8 びカビ カビ	< 10	cfu/g	10
UMUDN 一般細菌数 (生菌数) 一般細菌数 (30°C)	< 10	cfu/g	10
UMTK5 サルモネラ サルモネラ	陰性	/25 g	
UMULP 大腸菌 大腸菌	陰性	cfu/g	

報告結果の再生については分析所の許可が必要となります。報告結果は、分析したサンプルのみに適用されます。

Eurofins Analytics K.K Nittsu Keihin-Jima Center New Bldg. 2F 3-5-5 Keihin-Jima Ota-Ku 143-0003 Tokyo - JAPAN


**J3246 乾燥減量**

含水量

6.9 % 0.1

**SP001 ビレスロイドを含む有機塩素系農薬**

γ-BHC (リンデン)

&lt;0.001 ppm 0.001

DDT 及び代謝物 (総計)

&lt;0.01 ppm

DDT, p,p'-

&lt;0.001 ppm 0.001

DDT, o,p'-

&lt;0.001 ppm 0.001

DDE, p,p'-

&lt;0.002 ppm 0.002

DDE, o,p'-

&lt;0.002 ppm 0.002

DDD, p,p'-

&lt;0.002 ppm 0.002

DDD, o,p'-

&lt;0.002 ppm 0.002

エンドリン

&lt;0.002 ppm 0.002

デルドリン

&lt;0.001 ppm 0.001

アルドリン

&lt;0.001 ppm 0.001

ヘプタクロル

&lt;0.001 ppm 0.001

**SP004 有機リン系農薬**

パラチオン

&lt;0.01 ppm 0.01

ダイアジノン

&lt;0.01 ppm 0.01

マラチオン (マラソン)

&lt;0.01 ppm 0.01

パラチオンメチル

&lt;0.01 ppm 0.01

**SP103 ポリ塩化 ビフェニル**

7 PCB 測定総計

&lt;0.07 ppm

PCB IUPAC 28

&lt;0.01 ppm 0.01

PCB IUPAC 52

&lt;0.01 ppm 0.01

PCB IUPAC 101

&lt;0.01 ppm 0.01

PCB IUPAC 118

&lt;0.01 ppm 0.01

PCB IUPAC 138


&lt;0.01 ppm 0.01

PCB IUPAC 153

&lt;0.01 ppm 0.01

PCB IUPAC 180

&lt;0.01 ppm 0.01



 Colin Granier  
 Chemistry Customer Services Manager



日本チャールズ・リバー株式会社

受領日



# 分析報告書

サンプルコード: 257-2011-08000083      分析      08.08.2011 - 22.08.2011  
 検体名:      ベータチップ

分析	結果	単位	定量限界
<b>J8312 ヒ素 (As として)</b> ヒ素	<0.10	ppm	0.10
<b>J8308 カドミウム</b> カドミウム	0.15	ppm	0.01
<b>J8306 鉛</b> 鉛	0.11	ppm	0.05
<b>JCHG2 総水銀</b> 総水銀	<0.005	ppm	0.005
<b>J3004 アフラトキシン B1, B2, G1, G2</b> アフラトキシン B1	<0.1	ppb	0.1
アフラトキシン B2	<0.1	ppb	0.1
アフラトキシン G1	<0.1	ppb	0.1
アフラトキシン G2	<0.1	ppb	0.1
<b>UMUP8 カビ</b> カビ	< 10	cfu/g	10
<b>UMUDN 一般細菌数 (生菌数)</b> 一般細菌数 (30°C)	< 10	cfu/g	10
<b>UMTK5 サルモネラ</b> サルモネラ	陰性	/25 g	
<b>UMULP 大腸菌</b> 大腸菌	陰性	cfu/g	

報告結果の再生については分析所の許可が必要となります。報告結果は、分析したサンプルのみに適用されます。

Eurofins Analytics K.K Nittsu Keihin-Jima Center New Bldg. 2F 3-5-5 Keihin-Jima Ota-Ku 143-0003 Tokyo - JAPAN


**J3246 乾燥減量**

含水量 6.7 % 0.1

**SP001 ビレスロイドを含む有機塩素系農薬**


γ-BHC (リンデン)	<0.001	ppm	0.001
DDT 及び代謝物 (総計)	<0.01	ppm	
DDT, p,p'-	<0.001	ppm	0.001
DDT, o,p'-	<0.001	ppm	0.001
DDE, p,p'-	<0.002	ppm	0.002
DDE, o,p'-	<0.002	ppm	0.002
DDD, p,p'-	<0.002	ppm	0.002
DDD, o,p'-	<0.002	ppm	0.002
エンドリン	<0.002	ppm	0.002
ディルドリン	<0.001	ppm	0.001
アルドリン	<0.001	ppm	0.001
ヘプタクロル	<0.001	ppm	0.001

**SP004 有機リン系農薬**


パラチオン	<0.01	ppm	0.01
ジアジノン	<0.01	ppm	0.01
馬拉チオン (馬拉ソン)	<0.01	ppm	0.01
パラチオンメチル	<0.01	ppm	0.01

**SP103 ポリ塩化 ビフェニル**

7 PCB 測定総計	<0.07	ppm	
PCB IUPAC 28	<0.01	ppm	0.01
PCB IUPAC 52	<0.01	ppm	0.01
PCB IUPAC 101	<0.01	ppm	0.01
PCB IUPAC 118	<0.01	ppm	0.01
PCB IUPAC 138	<0.01	ppm	0.01
PCB IUPAC 153	<0.01	ppm	0.01
PCB IUPAC 180	<0.01	ppm	0.01



Colin Granier  
Chemistry Customer Services Manager


 日本チャールス  

 リバー株式会社

受領日

## 分析報告書

サンプルコード: 257-2011-08000084      分析      08.08.2011 – 22.08.2011  
 検体名:      ホワイトフレーク

分析	結果	単位	定量限界
<b>J8312</b> ヒ素 (As として) ヒ素	<0.10	ppm	0.10
<b>J8308</b> カドミウム カドミウム	0.29	ppm	0.01
<b>J8306</b> 鉛 鉛	0.18	ppm	0.05
<b>J1018</b> 総水銀 総水銀	<0.005	ppm	0.005
<b>J3004</b> アフラトキシン B1, B2, G1, G2 アフラトキシン B1	<0.1	ppb	0.1
アフラトキシン B2	<0.1	ppb	0.1
アフラトキシン G1	<0.1	ppb	0.1
アフラトキシン G2	<0.1	ppb	0.1
<b>UMUP8</b> カビ カビ	< 10	cfu/g	10
<b>UMUDN</b> 一般細菌数 (生菌数) 一般細菌数 (30°C)	< 10	cfu/g	10
<b>UMTK5</b> サルモネラ サルモネラ	陰性	/25 g	
<b>UMULP</b> 大腸菌 大腸菌	陰性	cfu/g	

報告結果の再生については分析所の許可が必要となります。報告結果は、分析したサンプルのみに適用されます。

Eurofins Analytics K.K Nitsu Keihin-Jima Center New Bldg. 2F 3-5-5 Keihin-Jima Ota-Ku 143-0003 Tokyo - JAPAN


**J3246 乾燥減量**

 含水量 6.6 % 0.1
**SP001 ビレスロイドを含む有機塩素系農薬**


γ-BHC (リンデン)	<b>&lt;0.001</b>	ppm	0.001
DDT 及び代謝物 (総計)	<b>&lt;0.01</b>	ppm	
DDT, p,p'-	<b>&lt;0.001</b>	ppm	0.001
DDT, o,p'-	<b>&lt;0.001</b>	ppm	0.001
DDE, p,p'-	<b>&lt;0.002</b>	ppm	0.002
DDE, o,p'-	<b>&lt;0.002</b>	ppm	0.002
DDD, p,p'-	<b>&lt;0.002</b>	ppm	0.002
DDD, o,p'-	<b>&lt;0.002</b>	ppm	0.002
エンドリン	<b>&lt;0.002</b>	ppm	0.002
ディルドリン	<b>&lt;0.001</b>	ppm	0.001
アルドリン	<b>&lt;0.001</b>	ppm	0.001
ヘプタクロル	<b>&lt;0.001</b>	ppm	0.001

**SP004 有機リン系農薬**

パラチオン	<b>&lt;0.01</b>	ppm	0.01
ダイアジノン	<b>&lt;0.01</b>	ppm	0.01
馬拉チオン (馬拉ソン)	<b>&lt;0.01</b>	ppm	0.01
パラチオンメチル	<b>&lt;0.01</b>	ppm	0.01

**SP103 ポリ塩化 ビフェニル**

7 PCB 測定総計	<b>&lt;0.07</b>	ppm	
PCB IUPAC 28	<b>&lt;0.01</b>	ppm	0.01
PCB IUPAC 52	<b>&lt;0.01</b>	ppm	0.01
PCB IUPAC 101	<b>&lt;0.01</b>	ppm	0.01
PCB IUPAC 118	<b>&lt;0.01</b>	ppm	0.01
PCB IUPAC 138	<b>&lt;0.01</b>	ppm	0.01
PCB IUPAC 153	<b>&lt;0.01</b>	ppm	0.01
PCB IUPAC 180	<b>&lt;0.01</b>	ppm	0.01



Colin Granier  
Chemistry Customer Services Manager