

HEALTH MONITORING REPORT (September 2013)

Species: MICE

Agents	Area	A11	A13	A14
	Strains & Stocks	CAnN.Cg-Foxn1 ^{tm4} /CrJCrJ ⁴ CrJ:CD1-Foxn1 ^{tm4}	C57BL/6NCrJCrJ DBA/2NCrJCrJ JAX [®] Mice Strain CBA/J B6D2F1/CrJ ³	JAX [®] Mice Strain SJJ/J CrJ:CD1(ICR) NC/NgaTndCrJ
	Test period Technique	September 2 - 6	September 2 - 6	September 2 - 6
VIRUSES				
Sendai Virus ¹ (m)	MFIA	0/8	0/8	0/8
Pneumonia Virus of Mice ¹ (m)	MFIA	0/8	0/8	0/8
Mouse Hepatitis Virus ¹ (m)	MFIA	0/8	0/8	0/8
Minute Virus of Mice ¹ (m)	MFIA	0/8	0/8	0/8
Mouse Parvovirus (1 or 2) ¹ (m)	MFIA	0/8	0/8	0/8
Murine Norovirus ¹ (m)	MFIA	0/8	0/8	0/8
Theiler's Murine Encephalomyelitis Virus ¹ (m)	MFIA	0/8	0/8	0/8
Reovirus ¹ (m)	MFIA	0/8	0/8	0/8
Epizootic Diarrhea of Infant Mice Virus ¹ (m)	MFIA	0/8	0/8	0/8
BACTERIA				
<i>Bordetella bronchiseptica</i> (m)	Culture	0/12	0/8	0/8
<i>Citrobacter rodentium</i> (m)	Culture	0/8	0/4	0/4
<i>Corynebacterium kutscheri</i> (m)	Culture	0/12	0/8	0/8
<i>Pasteurella pneumotropica</i> (m)	Culture	0/12	0/8	0/8
<i>Pseudomonas aeruginosa</i> ² (m)	Culture	0/12	0/8	0/8
<i>Salmonella</i> spp. (m)	Culture	0/12	0/8	0/8
<i>Staphylococcus aureus</i> ² (m)	Culture	0/12	-	-
<i>Streptococcus pneumoniae</i> (m)	Culture	0/12	0/8	0/8
<i>Mycoplasma pulmonis</i> ¹ (m)	MFIA	0/8	0/8	0/8
<i>Clostridium piliforme</i> (Tyzzer's Disease) ¹ (m)	Lesions/MFIA	0/12	0/8	0/8
PARASITES AND FUNGI				
Ectoparasites (m)	Direct Examination	0/12	0/8	0/8
Pinworms (m)	Direct Examination	0/12	0/8	0/8
Gastrointestinal protozoa (m)	Direct Examination	0/8	0/4	0/4



Tested by Charles River Laboratories Japan, Inc.

Monitoring frequency: (m) monthly, (q) quarterly

- Remarks : 1: Serology on immunocompetent animals from each colony
2: Not considered as specific pathogens for immunocompetent strains
3: Not tested strains or stocks; monitoring on parents or other strains in the area
4: Monitoring on both *nu nu* and *nu +* mice

Note: JAX[®] is a registered trademark of The Jackson Laboratory. All rights reserved.

日本チャールズ・リバー株式会社
代表取締役社長 小林 功

HEALTH MONITORING REPORT (September 2013)

Species: MICE

Agents	Area	A23	A24	A25
	Strains & Stocks	BALB/cAnNCrIcrlj DBA/2NCrIcrlj CD2F1/CrIj ³	CAnN.Cg-Foxn1 ^{tm1} /CrIcrlj ⁴	JAX [®] Mice Strain C57BL/6J JAX [®] Mice Strain NOD/ShiLtJ
	Test period Technique	September 2 - 6	September 2 - 6	September 2 - 6
VIRUSES				
Sendai Virus ¹ (m)	MFIA	0/8	0/8	0/8
Pneumonia Virus of Mice ¹ (m)	MFIA	0/8	0/8	0/8
Mouse Hepatitis Virus ¹ (m)	MFIA	0/8	0/8	0/8
Minute Virus of Mice ¹ (m)	MFIA	0/8	0/8	0/8
Mouse Parvovirus (1 or 2) ¹ (m)	MFIA	0/8	0/8	0/8
Murine Norovirus ¹ (m)	MFIA	0/8	0/8	0/8
Theiler's Murine Encephalomyelitis Virus ¹ (m)	MFIA	0/8	0/8	0/8
Reovirus ¹ (m)	MFIA	0/8	0/8	0/8
Epizootic Diarrhea of Infant Mice Virus ¹ (m)	MFIA	0/8	0/8	0/8
BACTERIA				
<i>Bordetella bronchiseptica</i> (m)	Culture	0/8	0/12	0/8
<i>Citrobacter rodentium</i> (m)	Culture	0/4	0/8	0/4
<i>Corynebacterium kutscheri</i> (m)	Culture	0/8	0/12	0/8
<i>Pasteurella pneumotropica</i> (m)	Culture	0/8	0/12	0/8
<i>Pseudomonas aeruginosa</i> ² (m)	Culture	0/8	0/12	0/8
<i>Salmonella</i> spp. (m)	Culture	0/8	0/12	0/8
<i>Staphylococcus aureus</i> ² (m)	Culture	-	0/12	-
<i>Streptococcus pneumoniae</i> (m)	Culture	0/8	0/12	0/8
<i>Mycoplasma pulmonis</i> ¹ (m)	MFIA	0/8	0/8	0/8
<i>Clostridium piliforme</i> (Tyzzer's Disease) ¹ (m)	Lesions/MFIA	0/8	0/12	0/8
PARASITES AND FUNGI				
Ectoparasites (m)	Direct Examination	0/8	0/12	0/8
Pinworms (m)	Direct Examination	0/8	0/12	0/8
Gastrointestinal protozoa (m)	Direct Examination	0/4	0/8	0/4

Tested by Charles River Laboratories Japan, Inc.

Monitoring frequency: (m) monthly, (q) quarterly

Remarks: 1: Serology on immunocompetent animals from each colony
 2: Not considered as specific pathogens for immunocompetent strains
 3: Not tested strains or stocks; monitoring on parents or other strains in the area
 4: Monitoring on both *nu/nu* and *nu/+* mice

Note: JAX[®] is a registered trademark of The Jackson Laboratory. All rights reserved.

日本チャールス・リバー株式会社
 代表取締役社長 小林 功




HEALTH MONITORING REPORT (September 2013)

Printed date: September 25, 2013

Location: Atsugi Breeding Center

Species: RATS


Agents	Area	A15	A21	A22
	Strains & Stocks	F344/DuCrIcrIj	ZDF- <i>Lep^{6a}</i> /CrIcrIj CrIj:ZUC- <i>Lep^{6a}</i>	CrI:CD(SD)
	Test period Technique	September 2 - 9	September 2 - 9	September 2 - 11
VIRUSES				
Sendai Virus ¹ (m)	MFIA	0/8	0/8	0/8
Pneumonia Virus of Mice ¹ (m)	MFIA	0/8	0/8	0/8
Sialodacryoadenitis Virus ¹ (m)	MFIA	0/8	0/8	0/8
Rat Minute Virus ¹ (m)	MFIA	0/8	0/8	0/8
Rat Parvovirus ¹ (m)	MFIA	0/8	0/8	0/8
Toolan's H-1 Virus ¹ (m)	MFIA	0/8	0/8	0/8
Kilham Rat Virus ¹ (m)	MFIA	0/8	0/8	0/8
Reovirus ¹ (m)	MFIA	0/8	0/8	0/8
Rat Theilovirus ¹ (m)	MFIA	0/8	0/8	0/8
BACTERIA				
<i>Bordetella bronchiseptica</i> (m)	Culture	0/8	0/8	0/8
<i>Corynebacterium kutscheri</i> (m)	Culture	0/8	0/8	0/8
<i>Pasteurella pneumotropica</i> (m)	Culture	0/8	0/8	0/8
<i>Pseudomonas aeruginosa</i> ² (m)	Culture	0/8	0/8	0/8
<i>Salmonella</i> spp. (m)	Culture	0/8	0/8	0/8
<i>Streptococcus pneumoniae</i> (m)	Culture	0/8	0/8	0/8
<i>Mycoplasma pulmonis</i> ¹ (m)	MFIA	0/8	0/8	0/8
<i>Clostridium piliforme</i> (Tyzzer's Disease) ¹ (m)	Lesions/MFIA	0/8	0/8	0/8
PARASITES AND FUNGI				
Ectoparasites (m)	Direct Examination	0/8	0/8	0/8
Pinworms (m)	Direct Examination	0/8	0/8	0/8
Gastrointestinal protozoa (m)	Direct Examination	0/4	0/4	0/4
<i>Pneumocystis</i> spp. ^{1,3} (m)	MFIA	0/8	0/8	0/8

Tested by Charles River Laboratories Japan, Inc.

Monitoring frequency: (m) monthly, (q) quarterly

Remarks : 1: Serology on immunocompetent animals from each colony
2: Not considered as specific pathogens for immunocompetent strains
3: Not included in the Specific Pathogen Free (SPF) lists

日本チャールス・リバー株式会社
代表取締役社長 小林 功



HEALTH MONITORING REPORT (September 2013)

Printed date: September 25, 2013

Location: Hino Breeding Center

Species: MICE

Agents	Area	H12	H22	H23
	Strains & Stocks	Crj:CD1(ICR) C57BL/6NCrCrj C3H/HeNCrCrj B6C3F1/Crj ³	Crj:CD1(ICR) C57BL/6NCr C3H/HeNCr DBA/2NCr B6C3F1/Cr ¹	BALB/cAnNCrCrj DBA/1JNCrj
	Test period Technique	September 3 - 9	September 3 - 11	September 3 - 11
VIRUSES				
Sendai Virus ¹ (m)	MFIA	0/8	0/8	0/8
Pneumonia Virus of Mice ¹ (m)	MFIA	0/8	0/8	0/8
Mouse Hepatitis Virus ¹ (m)	MFIA	0/8	0/8	0/8
Minute Virus of Mice ¹ (m)	MFIA	0/8	0/8	0/8
Mouse Parvovirus (1 or 2) ¹ (m)	MFIA	0/8	0/8	0/8
Murine Norovirus ¹ (m)	MFIA	0/8	0/8	0/8
Theiler's Murine Encephalomyelitis Virus ¹ (m)	MFIA	0/8	0/8	0/8
Reovirus ¹ (m)	MFIA	0/8	0/8	0/8
Epizootic Diarrhea of Infant Mice Virus ¹ (m)	MFIA	0/8	0/8	0/8
BACTERIA				
<i>Bordetella bronchiseptica</i> (m)	Culture	0/8	0/8	0/8
<i>Citrobacter rodentium</i> (m)	Culture	0/4	0/4	0/4
<i>Corynebacterium kutscheri</i> (m)	Culture	0/8	0/8	0/8
<i>Pasteurella pneumotropica</i> (m)	Culture	0/8	0/8	0/8
<i>Pseudomonas aeruginosa</i> ² (m)	Culture	0/8	0/8	0/8
<i>Salmonella</i> spp. (m)	Culture	0/8	0/8	0/8
<i>Streptococcus pneumoniae</i> (m)	Culture	0/8	0/8	0/8
<i>Mycoplasma pulmonis</i> ¹ (m)	MFIA	0/8	0/8	0/8
<i>Clostridium piliforme</i> (Tyzzer's Disease) ¹ (m)	Lesions/MFIA	0/8	0/8	0/8
PARASITES AND FUNGI				
Ectoparasites (m)	Direct Examination	0/8	0/8	0/8
Pinworms (m)	Direct Examination	0/8	0/8	0/8
Gastrointestinal protozoa (m)	Direct Examination	0/4	0/4	0/4

Tested by Charles River Laboratories Japan, Inc.

Monitoring frequency: (m) monthly, (q) quarterly

Remarks : 1: Serology on immunocompetent animals from each colony
 2: Not considered as specific pathogens for immunocompetent strains
 3: Not tested strains or stocks; monitoring on parents or other strains in the area

 日本チャールズ・リバー株式会社
 代表取締役社長 小林 功


HEALTH MONITORING REPORT (September 2013)

Printed date: September 25, 2013

Location: Hino Breeding Center

Species: RATS



Agents	Area	H11	H13	H21
	Strains & Stocks	CrI:WI(Han) SHR/NCrCrIj WKY/NCrCrIj CrIj:LE	LEW/CrIcrIj BN/CrIcrIj PCK/CrIjCrI-P ^{ck} hdI ^{pk} /CrIcrIj	CrI:CD(SD)
	Test period Technique	September 3 - 11	September 3 - 11	September 3 - 10
VIRUSES				
Sendai Virus ¹ (m)	MFIA	0/8	0/8	0/8
Pneumonia Virus of Mice ¹ (m)	MFIA	0/8	0/8	0/8
Sialodacryoadenitis Virus ¹ (m)	MFIA	0/8	0/8	0/8
Rat Minute Virus ¹ (m)	MFIA	0/8	0/8	0/8
Rat Parvovirus ¹ (m)	MFIA	0/8	0/8	0/8
Toolan's H-1 Virus ¹ (m)	MFIA	0/8	0/8	0/8
Kilham Rat Virus ¹ (m)	MFIA	0/8	0/8	0/8
Reovirus ¹ (m)	MFIA	0/8	0/8	0/8
Rat Theilovirus ¹ (m)	MFIA	0/8	0/8	0/8
BACTERIA				
<i>Bordetella bronchiseptica</i> (m)	Culture	0/8	0/8	0/8
<i>Corynebacterium kutscheri</i> (m)	Culture	0/8	0/8	0/8
<i>Pasteurella pneumotropica</i> (m)	Culture	0/8	0/8	0/8
<i>Pseudomonas aeruginosa</i> ² (m)	Culture	0/8	0/8	0/8
<i>Salmonella</i> spp. (m)	Culture	0/8	0/8	0/8
<i>Streptococcus pneumoniae</i> (m)	Culture	0/8	0/8	0/8
<i>Mycoplasma pulmonis</i> ¹ (m)	MFIA	0/8	0/8	0/8
<i>Clostridium piliforme</i> (Tyzzer's Disease) ¹ (m)	Lesions/MFIA	0/8	0/8	0/8
PARASITES AND FUNGI				
Ectoparasites (m)	Direct Examination	0/8	0/8	0/8
Pinworms (m)	Direct Examination	0/8	0/8	0/8
Gastrointestinal protozoa (m)	Direct Examination	0/4	0/4	0/4
<i>Pneumocystis</i> spp. ^{1,3} (m)	MFIA	0/8	0/8	0/8

Tested by Charles River Laboratories Japan, Inc.

Monitoring frequency: (m) monthly, (q) quarterly

Remarks: 1: Serology on immunocompetent animals from each colony
2: Not considered as specific pathogens for immunocompetent strains
3: Not included in the Specific Pathogen Free (SPF) lists

日本チャールズ・リバー株式会社
代表取締役社長 小林 功

HEALTH MONITORING REPORT (September 2013)

Printed date: September 25, 2013
Location: Tsukuba Breeding Center

Species: MICE



Agents	Area	T12	T23
	Strains & Stocks	JAX [®] Mice Strain C57BL/6J JAX [®] Mice Strain B6.Cg-Lep ^{ob} /J JAX [®] Mice Strain BKS.Cg-Dock7 ^m +/+ Lep ^{ob} /J	CAnN.Cg-Foxn1 tm /Cr1Cr1j ³
	Test period Technique	September 4 - 11	September 4 - 11
VIRUSES			
Sendai Virus ¹ (m)	MFIA	0/8	0/8
Pneumonia Virus of Mice ¹ (m)	MFIA	0/8	0/8
Mouse Hepatitis Virus ¹ (m)	MFIA	0/8	0/8
Minute Virus of Mice ¹ (m)	MFIA	0/8	0/8
Mouse Parvovirus (1 or 2) ¹ (m)	MFIA	0/8	0/8
Murine Norovirus ¹ (m)	MFIA	0/8	0/8
Theiler's Murine Encephalomyelitis Virus ¹ (m)	MFIA	0/8	0/8
Reovirus ¹ (m)	MFIA	0/8	0/8
Epizootic Diarrhea of Infant Mice Virus ¹ (m)	MFIA	0/8	0/8
BACTERIA			
<i>Bordetella bronchiseptica</i> (m)	Culture	0/8	0/12
<i>Citrobacter rodentium</i> (m)	Culture	0/4	0/8
<i>Corynebacterium kutscheri</i> (m)	Culture	0/8	0/12
<i>Pasteurella pneumotropica</i> (m)	Culture	0/8	0/12
<i>Pseudomonas aeruginosa</i> ² (m)	Culture	0/8	0/12
<i>Salmonella</i> spp. (m)	Culture	0/8	0/12
<i>Staphylococcus aureus</i> ² (m)	Culture	-	0/12
<i>Streptococcus pneumoniae</i> (m)	Culture	0/8	0/12
<i>Mycoplasma pulmonis</i> ¹ (m)	MFIA	0/8	0/8
<i>Clostridium piliforme</i> (Tyzzer's Disease) ¹ (m)	Lesions/MFIA	0/8	0/12
PARASITES AND FUNGI			
Ectoparasites (m)	Direct Examination	0/8	0/12
Pinworms (m)	Direct Examination	0/8	0/12
Gastrointestinal protozoa (m)	Direct Examination	0/4	0/8

Tested by Charles River Laboratories Japan, Inc.

Monitoring frequency: (m) monthly, (q) quarterly

Remarks : 1: Serology on immunocompetent animals from each colony
2: Not considered as specific pathogens for immunocompetent strains
3: Monitoring on both *nu/nu* and *nu/+* mice
Note: JAX[®] is a registered trademark of The Jackson Laboratory. All rights reserved.

日本チャールス・リバー株式会社
代表取締役社長 小林 功

HEALTH MONITORING REPORT (September 2013)

Printed date: September 25, 2013
Location: Tsukuba Breeding Center

Species: RATS


Agents	Area	T11	T21
	Strains & Stocks	Crj:WI	CrI:CD(SD)
	Test period Technique	September 4 - 11	September 4 - 11
VIRUSES			
Sendai Virus ¹ (m)	MFIA	0/8	0/8
Pneumonia Virus of Mice ¹ (m)	MFIA	0/8	0/8
Sialodacryoadenitis Virus ¹ (m)	MFIA	0/8	0/8
Rat Minute Virus ¹ (m)	MFIA	0/8	0/8
Rat Parvovirus ¹ (m)	MFIA	0/8	0/8
Toolan's H-1 Virus ¹ (m)	MFIA	0/8	0/8
Kilham Rat Virus ¹ (m)	MFIA	0/8	0/8
Reovirus ¹ (m)	MFIA	0/8	0/8
Rat Theilovirus ¹ (m)	MFIA	0/8	0/8
BACTERIA			
<i>Bordetella bronchiseptica</i> (m)	Culture	0/8	0/8
<i>Corynebacterium kutscheri</i> (m)	Culture	0/8	0/8
<i>Pasteurella pneumotropica</i> (m)	Culture	0/8	0/8
<i>Pseudomonas aeruginosa</i> ² (m)	Culture	0/8	0/8
<i>Salmonella</i> spp. (m)	Culture	0/8	0/8
<i>Streptococcus pneumoniae</i> (m)	Culture	0/8	0/8
<i>Mycoplasma pulmonis</i> ¹ (m)	MFIA	0/8	0/8
<i>Clostridium piliforme</i> (Tyzzer's Disease) ¹ (m)	Lesions/MFIA	0/8	0/8
PARASITES AND FUNGI			
Ectoparasites (m)	Direct Examination	0/8	0/8
Pinworms (m)	Direct Examination	0/8	0/8
Gastrointestinal protozoa (m)	Direct Examination	0/4	0/4
<i>Pneumocystis</i> spp. ^{1,3} (m)	MFIA	0/8	0/8

Tested by Charles River Laboratories Japan, Inc.

Monitoring frequency: (m) monthly, (q) quarterly

Remarks : 1: Serology on immunocompetent animals from each colony
2: Not considered as specific pathogens for immunocompetent strains
3: Not included in the Specific Pathogen Free (SPF) lists

日本チャールス・リバー株式会社
代表取締役社長 小林 功



HEALTH MONITORING REPORT (September 2013)

Printed date: September 25, 2013

Location: Tsukuba Breeding Center

Species: MICE



Agents	Area	T22 Isolator
	Strains & Stocks	CB17/Icr-Prkdc ^{scid} /CrJ C3H/HeNCrJ (Sentinels)
	Test period Technique	September 4 - 13
VIRUSES		
Sendai Virus ¹ (q)	MFIA	0/15
Pneumonia Virus of Mice ¹ (q)	MFIA	0/15
Mouse Hepatitis Virus ¹ (q)	MFIA	0/15
Minute Virus of Mice ¹ (q)	MFIA	0/15
Mouse Parvovirus (1 or 2) ¹ (q)	MFIA	0/15
Murine Norovirus ¹ (q)	MFIA	0/15
Theiler's Murine Encephalomyelitis Virus ¹ (q)	MFIA	0/15
Reovirus ¹ (q)	MFIA	0/15
Epizootic Diarrhea of Infant Mice Virus ¹ (q)	MFIA	0/15
BACTERIA		
<i>Bordetella bronchiseptica</i> (q)	Culture	0/45
<i>Citrobacter rodentium</i> (q)	Culture	0/30
<i>Corynebacterium kutscheri</i> (q)	Culture	0/45
<i>Pasteurella pneumotropica</i> (q)	Culture	0/45
<i>Pseudomonas aeruginosa</i> (q)	Culture	0/45
<i>Salmonella</i> spp. (q)	Culture	0/45
<i>Staphylococcus aureus</i> (q)	Culture	0/45
<i>Streptococcus pneumonia</i> (q)	Culture	0/45
<i>Mycoplasma pulmonis</i> ¹ (q)	MFIA	0/15
<i>Clostridium piliforme</i> (Tyzzer's Disease) ¹ (q)	Lesions/MFIA	0/45
PARASITES AND FUNGI		
Ectoparasites (q)	Direct Examination	0/45
Pinworms (q)	Direct Examination	0/45
Gastrointestinal protozoa (q)	Direct Examination	0/30
<i>Pneumocystis</i> spp. (q)	PCR	0/15

Tested by Charles River Laboratories Japan, Inc.

Monitoring frequency of animals: (q) quarterly, (a) annually

Remarks : 1: Serology on immunocompetent animals from each colony

日本チャールス・リバー株式会社
代表取締役社長 小林 功

HEALTH MONITORING REPORT (September 2013)

Species: MICE

Agents	Area	Isolator	
	Strains & Stocks	JAX [®] Mice Strain NOD.CB17-Prkdc ^{scid} /J C3H/HeNCrIcrlj (Sentinels)	
	Test period Technique	September 9 - 13	September 9 - 13
VIRUSES			
Sendai Virus ¹ (q)	MFIA	0/8	0/4
Pneumonia Virus of Mice ¹ (q)	MFIA	0/8	0/4
Mouse Hepatitis Virus ¹ (q)	MFIA	0/8	0/4
Minute Virus of Mice ¹ (q)	MFIA	0/8	0/4
Mouse Parvovirus (1 or 2) ¹ (q)	MFIA	0/8	0/4
Murine Norovirus ¹ (q)	MFIA	0/8	0/4
Theiler's Murine Encephalomyelitis Virus ¹ (q)	MFIA	0/8	0/4
Reovirus ¹ (q)	MFIA	0/8	0/4
Epizootic Diarrhea of Infant Mice Virus ¹ (q)	MFIA	0/8	0/4
BACTERIA			
<i>Bordetella bronchiseptica</i> (q)	Culture	0/24	0/12
<i>Citrobacter rodentium</i> (q)	Culture	0/16	0/8
<i>Corynebacterium kutscheri</i> (q)	Culture	0/24	0/12
<i>Pasteurella pneumotropica</i> (q)	Culture	0/24	0/12
<i>Pseudomonas aeruginosa</i> (q)	Culture	0/24	0/12
<i>Salmonella</i> spp. (q)	Culture	0/24	0/12
<i>Staphylococcus aureus</i> (q)	Culture	0/24	0/12
<i>Streptococcus pneumonia</i> (q)	Culture	0/24	0/12
<i>Mycoplasma pulmonis</i> ¹ (q)	MFIA	0/8	0/4
<i>Clostridium piliforme</i> (Tyzzer's Disease) ¹ (q)	Lesions/MFIA	0/24	0/12
PARASITES AND FUNGI			
Ectoparasites (q)	Direct Examination	0/24	0/12
Pinworms (q)	Direct Examination	0/24	0/12
Gastrointestinal protozoa (q)	Direct Examination	0/16	0/8
<i>Pneumocystis</i> spp. (q)	PCR	0/8	0/4


Tested by Charles River Laboratories Japan, Inc.

Monitoring frequency of animals: (q) quarterly, (a) annually

Remarks : 1: Serology on immunocompetent animals from each colony

Note: JAX[®] is a registered trademark of The Jackson Laboratory. All rights reserved.

日本チャールス・リバー株式会社
代表取締役社長 小林 功



HEALTH MONITORING REPORT (September 2013)

Printed date: September 25, 2013
Location: Tsukuba Breeding Center


Species: MICE (Fecal and Water Samples)

Agents	Area	T22 Isolator
	Strains & Stocks	CB17/Icr-Prkdc ^{acid} /CrIcrlj C3H/HeNCrIcrlj (Sentinels)
	Test period Technique	September 10 - 13
BACTERIA		
<i>Bordetella bronchiseptica</i>	Culture	0/28
<i>Citrobacter rodentium</i>	Culture	0/28
<i>Corynebacterium kutscheri</i>	Culture	0/28
<i>Pasteurella pneumotropica</i>	Culture	0/28
<i>Pseudomonas aeruginosa</i>	Culture	0/28
<i>Salmonella</i> spp.	Culture	0/28
<i>Staphylococcus aureus</i>	Culture	0/28
<i>Streptococcus pneumoniae</i>	Culture	0/28

Tested by Charles River Laboratories Japan, Inc.

Monitoring frequency: Fecal and water samples of isolator-maintained animals are tested monthly.

日本チャールス・リバー株式会社
代表取締役社長 小林 功



Species: MICE (Fecal and Water Samples)

HEALTH MONITORING REPORT (September 2013)

Agents	Area	Isolator	Isolator	Isolator
	Strains & Stocks	JAX [®] Mice Strain NOD.CB17-Prkdc ^{scid} /J C3H/HeNCrCrIj (Sentinels)	CrIj:SHO-Prkdc ^{scid} H ^y /hr C3H/HeNCrCrIj (Sentinels)	JAX [®] Mice Strain NOD.Cg-Prkdc ^{scid} Il2rg ^{tm1Wjl} /SzJ C3H/HeNCrCrIj (Sentinels)
	Test period Technique	September 10 - 13	September 10 - 13	September 10 - 13
BACTERIA				
<i>Bordetella bronchiseptica</i>	Culture	0/18	0/4	0/9
<i>Citrobacter rodentium</i>	Culture	0/18	0/4	0/9
<i>Corynebacterium kutscheri</i>	Culture	0/18	0/4	0/9
<i>Pasteurella pneumotropica</i>	Culture	0/18	0/4	0/9
<i>Pseudomonas aeruginosa</i>	Culture	0/18	0/4	0/9
<i>Salmonella</i> spp.	Culture	0/18	0/4	0/9
<i>Staphylococcus aureus</i>	Culture	0/18	0/4	0/9
<i>Streptococcus pneumoniae</i>	Culture	0/18	0/4	0/9

Tested by Charles River Laboratories Japan, Inc.

Monitoring frequency: Fecal and water samples of isolator-maintained animals are tested monthly.

Note: JAX[®] is a registered trademark of The Jackson Laboratory. All rights reserved.

日本チャールス・リバー株式会社
代表取締役社長 小林 功

